



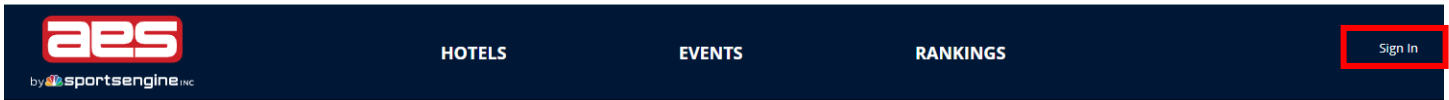
Instructions for Registering for USAV Open National Championships

Contents

Create a Club	2
Create a Team.....	4
Register for an Event	6
Entry Form.....	8
Add New Members to Club.....	9
Add Existing Members to Club & Build Event Roster.....	12
Add Existing Members to Club.....	13
Frequently Asked Questions	15

Create a Club

1. Go to the AES website: <https://www.advancedeventsystems.com/>
2. If you are new to AES click on Sign In in the upper right-hand corner of the page, and then enter in your email address and then password on the next page to create an account:



*NEW TO 2022: SportEngine owns AES, so you will use the same login information between SportEngine (used for purchasing your membership) and AES (used for club management)

3. Enter all your information, click Create account, and a confirmation email will be sent to you.
4. Use the link in the email to verify your account, and login to AES.
5. Once logged in, you will create your Club name and will need to select which region you are associated with:

6. Click continue to fill out your club's information, then click Create Club once complete.

Your club has now been created in AES, and you can register for events!

TIPS:

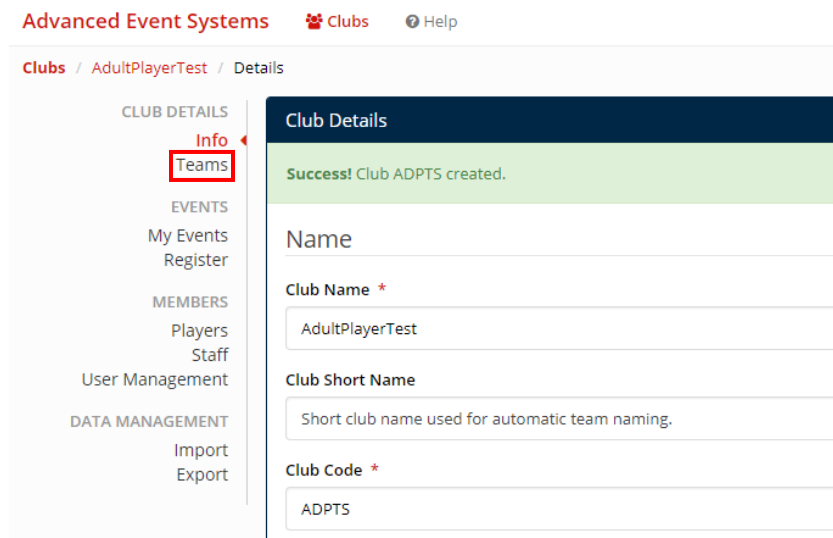
- You will be asked to enter a Club Code, which is your 5 alpha code that is an abbreviation of your club name.
**USAV affiliated clubs get a unique club code from their region, non-USAV affiliated can enter any code.*

- If you receive a message stating the Club Code is already in use, please contact AES Support as it is likely your club already exists. AES support can help get you setup quickly.
(<https://www.advancedeventsystems.com/support>)
- If your club already exists in AES, then click Sign In in the upper right corner and enter your username and password.
- Having issues logging in?
 - Use the Forgot Password tool to have your password emailed to you.
 - Use the Forgot Username tool if you are unable to remember your username.
 - Still having issues logging on? Please contact AES Technical Support:
<https://www.advancedeventsystems.com/support>

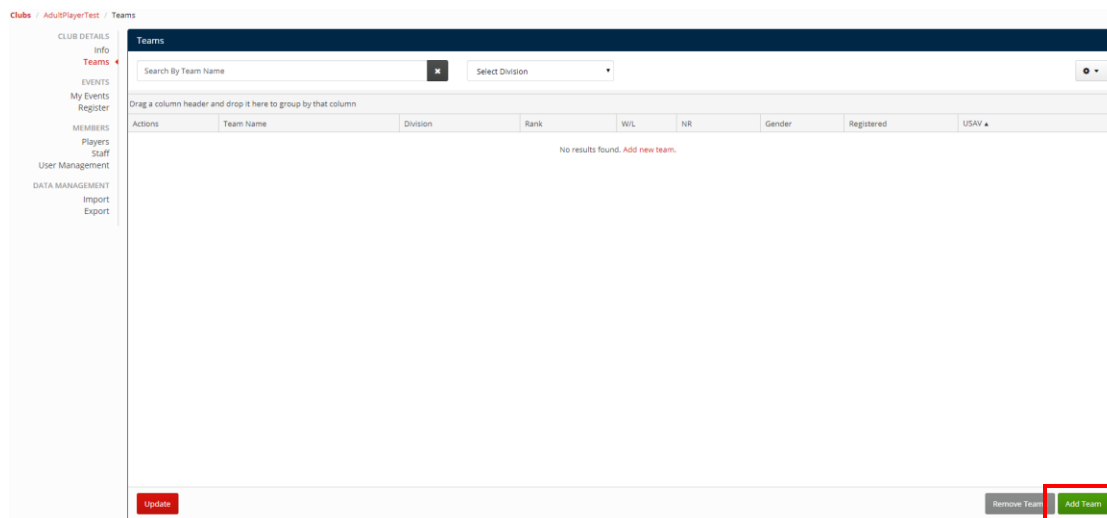
Create a Team

Before you register for an event, you will need to create a team.

1. Click on Teams from the left-hand navigation bar



2. Click Add Team on the bottom right of the screen



3. Fill out the information for your team, and click Create Team:

Clubs / AdultPlayerTest / Create Team

CLUB DETAILS

Info

Teams

EVENTS

My Events

Register

MEMBERS

Players

Staff

User Management

DATA MANAGEMENT

Import

Export

Create Team

Gender *

Gender

Division Type *

Select Division

Team Rank *

Select Team Rank

Team Name *

Team Name

Create Team Create More Teams Cancel

TIPS:

- Rank is the rank within your club for teams within your club. If you only have 1 team in an age group, then the rank will always be 1. If you have three teams, the best team is ranked 1, and the third team will be 3.
- Team Name, we recommend using an abbreviation for your Club Name along with the division and rank.
**Example. Club AES 12-1*

If you have more than one team in your club, please continue to add teams as needed.

You can now register for an event!

Register for an Event

1. To register for USAV Opens National Championship, click on Register from the left-hand navigation bar:

Advanced Event Systems Clubs Help

Clubs / AdultPlayerTest / Details

CLUB DETAILS
Info
Teams
EVENTS
My Events
Register
MEMBERS
Players
Staff
User Management
DATA MANAGEMENT
Import
Export

Club Details

Success! Club ADPTS created.

Name

Club Name *
AdultPlayerTest

Club Short Name
Short club name used for automatic team naming.

Club Code *
ADPTS

2. Search for the event

TIPS:

- Set the Event Affiliation to All, then type in “2022 USAV” to the Event box.

Advanced Event Systems Clubs Help AdultPlayerTest

Clubs / AdultPlayerTest / Register

CLUB DETAILS
Info
Teams
EVENTS
My Events
Register
MEMBERS
Players
Staff
User Management
DATA MANAGEMENT
Import
Export

Events

Event 2019 USAV Event Type All City Search by City State All Status All

Event Affiliation All Area All Gender All Age Group All Month & Year

Open Events

Actions	Name	City	State	Type	Start Date	Location	Reg. Open Date	Reg. Close Date
Register	2019 USAV Open National Championships	Columbus	OH	National Championships	5/24/2019	Greater Columbus Convention Center	1/15/2019	4/9/2019

3. Click on the Register button. You will then see the teams that are eligible to play in this tournament

Clubs / AdultPlayerTest / Registrations / 2019 USAV Open National Championships / Register Teams

2019 USAV OPEN NATIONAL CHAMPIONSHIPS

REGISTRATION
Register Teams
My Teams

CLUB DETAILS
Info
Teams
EVENTS
My Events
Register

Register Teams

Search By Team Name Select Division

Registration Status X

Registration	Name	Division	Code	Rank
Select Division	Mens Team 1	A	MAADPTS1RM	1

4. Click on Select Division, and select the division you would like your team to participate in. Once the division is selected you can choose to Continue without Team Roster, or Build Team Roster

NOTES: If you have already added all of your players to the club, you can select to build your team roster. If you do not have the required 6 players, and 1 head coach entered in to your club yet, please continue without team roster. You will have the chance to go back and build a roster later.

5. Once you have registered all your teams into the correct divisions, you will click Register Team at the bottom left of the screen

Clubs / AdultPlayerTest / Registrations / 2019 USAV Open National Championships / Register Teams

2019 USAV OPEN NATIONAL CHAMPIONSHIPS

REGISTRATION

Register Teams

My Teams

CLUB DETAILS

Info

Teams

EVENTS

My Events

Register

MEMBERS

Players

Staff

User Management

DATA MANAGEMENT

Import

Export

Register Teams

Search By Team Name

Select Division

Registration Status X

Registration	Name	Division	Code	Rank
Incomplete: 1 Team(s)				
Men's A Remove	Mens Team 1	A	MAADPTS1RM	1

Continue to register 1 team(s) or select a division for one or more teams to continue.

Register Team Cancel My Teams

6. Please read through the Registration Summary Page, and once complete, click on Continue

Clubs / AdultPlayerTest / Registrations / 2019 USAV Open National Championships

2019 USAV OPEN NATIONAL CHAMPIONSHIPS

REGISTRATION

Register Teams

My Teams

CLUB DETAILS

Info

Teams

EVENTS

My Events

Register

MEMBERS

Players

Staff

User Management

DATA MANAGEMENT

Import

Export

Registration Confirmation

Registration Summary

Thank you for registering for 2019 USAV Open National Championships. Each team is placed into a PENDING status until all the registration requirements are met. i.e. Payment received by 4/9/2019, roster requirements met (if applicable), and any additional items specified from the Tournament Director.

Pay Online or by Check

This event allows payment online or by check. Click Continue below to pay online, or you can send in your checks to the following address:

USA Volleyball
2019 OPEN 4065 Sinton Road, Ste. 200, Colorado Springs, CO 80907

Registered Teams

	Code	Name	Division	Entry Fee	Amount Due
1	MAADPTS1RM	Mens Team 1	Men's A	\$900.00	\$900.00
Amount Due					\$900.00

AES Tips

- Update Event Roster: Login, Click My Events click My Teams Click Roster.
- Delete or Move Teams from a division: Contact the Tournament Director opens@usav.org
- Print Official Entry Form: Click My Events My Teams put a check mark in the Event Form Click Print Entry Form.
- **Pay Online - Click My Events, My Teams - if the Tournament Director accepts online payment, insert a check mark next to the team(s), click Pay Now or Google Checkout.

Event Policy

This is a Stay and Play tournament, which means that housing must be booked through our housing company, Team Travel Source. For all information regarding HOW to book housing, please click this link. If you have housing questions and would like to speak to Team Travel Source, please contact(502)354-3103. Teams will not be accepted into the tournament until payment, housing through Team Travel Source and roster are confirmed.

Reminder/Notes

Registration fee checks must be mailed with entry form. Seeding form needs to be submitted by May 6th, 2019. Forms and other resources can be found at our website under Required Forms.

Continue My Events Send Copy Print Summary

You will then have the option to pay for your team's registration (you can do this later if you would like)

7. Select the team you would like to pay for, then click Pay with Credit Card

Advanced Event Systems Clubs Help AdultPlayerTest

Clubs / AdultPlayerTest / Registrations / 2019 USAV Open National Championships / My Teams

2019 USAV OPEN NATIONAL CHAMPIONSHIPS

REGISTRATION Register Teams My Teams

CLUB DETAILS Info Teams EVENTS My Events Register MEMBERS Players Staff User Management DATA MANAGEMENT Import Export

My Teams Friday, May 24 - Wednesday, May 29 2019 in Columbus, OH

Search By Team Name X Select Division

Registration Status X

Actions	Name	Code	Division	Roster	Accepted	Entry Fee	Amount Due	Paid
Pending: 1 Team(s)								
Teams pending approval and registration requirements								
Roster	Mens Team 1	MAADPTS1RM	Men's A	No	Pending	\$900.00	\$900.00	Unpaid

Entry Fees Due: \$900.00. 1 selected team(s).

Pay with Credit Card Registration Summary

Pay for individual teams by clicking team name.

Rosters Entry Forms Register Teams

If paying by check, please send to:

USA Volleyball
Attn: Opens
4065 Sinton Rd
Colorado Springs, CO 80907

Please make sure to include your Entry Form!

Entry Form

Advanced Event Systems Clubs Help AdultPlayerTest

Clubs / AdultPlayerTest / Registrations / 2019 USAV Open National Championships / My Teams

2019 USAV OPEN NATIONAL CHAMPIONSHIPS

REGISTRATION Register Teams My Teams

CLUB DETAILS Info Teams EVENTS My Events Register MEMBERS Players Staff User Management DATA MANAGEMENT Import Export

My Teams Friday, May 24 - Wednesday, May 29 2019 in Columbus, OH

Search By Team Name X Select Division

Registration Status X

Actions	Name	Code	Division	Roster	Accepted	Entry Fee	Amount Due	Paid
Pending: 1 Team(s)								
Teams pending approval and registration requirements								
Roster	Mens Team 1	MAADPTS1RM	Men's A	No	Pending	\$900.00	\$900.00	Unpaid

Entry Fees Due: \$900.00. 1 selected team(s).

Pay with Credit Card Registration Summary

Pay for individual teams by clicking team name.

Rosters Entry Forms Register Teams

1. On the same page that you used to pay for your registration into the tournament, click on "Entry Forms" on the bottom right-hand side of the page.
 - a. If sending a check, please make sure to print out this entry form and include it with your payment
 - b. If paying by credit card, please make a PDF of the document, and email to events@usav.org

Add New Members to Club

Are players on your team currently registered to coach or play with a different team? (E.g. Coaching for a junior club) If a player on your team is also coaching for a club, they will already be entered into the AES system. Use the [Add Existing Members to Club](#) directions.

Only use the Add Players function (described below) if a player is not a coach or is not associated with any other club or team.

1. Click on Players from your left-hand navigation bar

Advanced Event Systems Clubs Help

Clubs / AdultPlayerTest / Details

CLUB DETAILS

Info

Teams

EVENTS

My Events

Register

MEMBERS

Players

Staff

User Management

DATA MANAGEMENT

Import

Export

Club Details

Success! Club ADPTS created.

Name

Club Name *

AdultPlayerTest

Club Short Name

Short club name used for automatic team naming.

Club Code *

ADPTS

1. Click on Add Players

Advanced Event Systems Clubs Help AdultPlayerTest

Clubs / AdultPlayerTest / Players

CLUB DETAILS

Info

Teams

EVENTS

My Events

Register

MEMBERS

Players

Staff

User Management

DATA MANAGEMENT

Import

Export

Players

Search By Name

✓ Verified

Drag a column header and drop it here to group by that column

Last Name	First Name	Birth Date	USAV
No results found. Add Players or Import Players			

NOTES: If a player on your team is also coaching for a club, they will already be entered into the AES system. Only use the Add Players function if a player is not a coach or is not associated with any other club or team. If they are, please use the [Add Existing Members to Club](#) directions.

2. Enter the player's information and click Create Player at the bottom of the page.

Player Details

Player

First Name *
Adult

Last Name *
Playertest

Birth Date *
01/01/1980

Gender *
Female

Address Line 1

Address Line 2

City

State

Zip

Country
United States of America (USA)

Contact

Email
Email

Phone
Phone

Cell Phone
Cell Phone

Volleyball

Height
Select

Approach
Select

Block
Select

Reach
Select

Jersey #
Jersey #

Handed
Select

Position 1
Select

Position 2
Select

USAV Number
TEST3227951FR19

TIPS:

- The most important information that needs to be filled in for AES to verify a record is the *name* as it appears in the USAV record, *date of birth*, *gender*, and the *member ID number*
- Ask your teammates to send you a picture of their USAV Membership page. This will help to make sure you have the correct information for your players, and will help AES to automatically verify your players:

Household

Adult Player Name

Profile Organizations

Profile Information

First Name

Nickname

Middle Name

Last Name

Suffix

Date of Birth

USA Volleyball

Adult Player Name

1167575

20-21 USAV Adult with Safety Requirements
Valid Sep 1, 2020 - Aug 31, 2021

20-21 USAV Adult with Safety Requirements
Valid Sep 1, 2020 - Aug 31, 2021

[View Details](#)

The player is now listed in your club.

Advanced Event Systems Clubs Help Adult:Playertest

clubs / Adult:Playertest / Players

CLUB DETAILS
Info
Teams
EVENTS
My Events
Register
MEMBERS
Players
Staff
User Management
DATA MANAGEMENT
Import
Export

Players

Search By Name

Verified

Drag a column header and drop it here to group by that column

Last Name	First Name	Birth Date	USAV
Playertest	Adult	1/1/1980	TEST3227951FR19

NOTES:

You will notice if a player's account has been verified through USAV, there will be a green check mark next to the USAV number. This means the name, DOB and USAV membership number match, and the player has a current membership, and is compliant.

USAV will be working to verify these numbers periodically, but please keep an eye on your account as the event gets closer, as all of these numbers will need to be verified in order for your team to be in compliance.

Add Existing Members to Club & Build Event Roster

To add players to your roster for a specific event:

1. Click on My Events from the left-hand navigation bar. You will then see all of the events your club has been entered into.
2. Click on My Teams next to the event you would like to build a roster for

Advanced Event Systems Clubs Help Adult.PlayerTest

Clubs / AdultPlayerTest / Events

CLUB DETAILS
Info
Teams
EVENTS
My Events
Register
MEMBERS
Players
Staff
User Management
DATA MANAGEMENT
Import
Export

My Events

Event: Search by Event Name * Event Type: All City: Search by City * State: All Status: Current, Future

	Actions	Name	Type	Date	Location	City	State	Reg. Close Date	Roster Deadline
Open Events									
My Teams		2019 USAV Open National Championships	National Championships	5/24/2019	Greater Columbus Convention Center	Columbus	OH	4/9/2019	4/17/2019

You will then see all of the teams in your club that are entered into the tournament.

Advanced Event Systems Clubs Help Adult.PlayerTest

Clubs / AdultPlayerTest / Registrations / 2019 USAV Open National Championships / My Teams

2019 USAV OPEN NATIONAL CHAMPIONSHIPS

REGISTRATION
Register Teams
My Teams
CLUB DETAILS
Info
Teams
EVENTS
My Events
Register

My Teams Friday, May 24 - Wednesday, May 29 2019 in Columbus, OH

Search By Team Name * Select Division

Registration Status X

	Actions	Name	Code	Division	Roster	Accepted	Entry Fee	Amount Due	Paid
Pending: 2 Team(s)									
Roster		Mens Team 1	MAADPTS1RM	Men's A	No	Pending	\$900.00	\$900.00	Unpaid
Roster		Womens Team 1	WAADPTS1RM	Women's A	No	Pending	\$900.00	\$900.00	Unpaid

Teams pending approval and registration requirements

3. Click on the Roster link next to the team you would like to build a roster for

You will notice that any player that you manually entered in to your club will show as an option to add to the roster

Assistant Coach

Name: USAV #: Email: Cell Phone: Background Verified: Added:

Select Assistant Coach Name (0 available)

Team Manager

Name: USAV #: Email: Cell Phone: Background Verified: Added:

Select Team Manager Name (0 available)

Team Representative

Name: USAV #: Email: Cell Phone: Background Verified: Added:

Select Team Representative Name (0 available)

Chaperone

Name: USAV #: Email: Cell Phone: Background Verified: Added:

Select Chaperone Name (0 available)

Players

Name	Captain	Jersey #	USAV #	Handed	Position 1	Position 2	Height	Approach	Block	Reach	Added
Select Player Name (1 available)											
Select Player Name (1 available)											
Add Player											
Player(s) Adult											
Select Player Name (1 available)											
Select Player Name (1 available)											

Minimum Player count of 6 required.

Contact USAV Copy Event Roster Copy Default Roster Cancel Save Roster

4. Select players from the drop-down list as needed

5. If there are players on your team that already have an existing membership with a different club (Club Coaches) continue to read the instructions below

Add Existing Members to Club

If you would like to add a player that already has a membership, and is listed under a different club (i.e. they are coaching or associated with a junior club)

1. Click "+ Add Player" link from the drop down

Players

Name	Captain	Jersey # *	USA / # *
* <input type="text" value="Select Player Name (0 available)"/>			
* <input type="text" value="Select Player Name (0 available)"/>			
* <input type="text" value="+ Add Player"/>			
* <input type="text" value="Select Player Name (0 available)"/>			
* <input type="text" value="Select Player Name (0 available)"/>			
* <input type="text" value="Select Player Name (0 available)"/>			
* <input type="text" value="Select Player Name (0 available)"/>			

Minimum Player count of 6 required.

2. Search for a player by USAV Number (preferable) or full name and date of birth

With USAV number:

Member Lookup

USAV Number: OR First Name: Last Name: Birth Date:

First Name Last Name Birth Date USAV Number State

<input type="text"/>	<input type="text"/>	<input type="text"/>	<input type="text"/>	<input type="text"/>
----------------------	----------------------	----------------------	----------------------	----------------------

Close Save

By First and last name and date of birth

Member Lookup

USAV Number:

OR

First Name:

Last Name:

Birth Date:

Search

First Name

Last Name

Birth Date

USAV Number

State

CO

Close

Save

Close Save

3. Click Save. This will save the player to your club.
4. You can then be able to add the player to the roster, using the drop-down selection

Players				
	Name	Captain	Jersey # *	USAV # *
*	Select Player Name (1 available)			
*	Select Player Name (1 available)			
*	+ Add Player			
	Wymann, Joel			
*	Select Player Name (1 available)			
*	Select Player Name (1 available)			
*	Select Player Name (1 available)			

Minimum Player count of 6 required.

NOTES: You will need to have at least 6 players, and a head coach on your roster before you can save your roster

- Click Save Roster at the bottom right of the screen

Frequently Asked Questions

Q: What if players on my team have not purchased their membership before the roster deadline?

A: Not a problem. When adding the player to your club, please type in “Pending” for their USAV number. They will need to purchase their membership before the event, but USAV staff can add this information in at a later date.

If you have any further questions, please feel free to reach out to our USA Volleyball Events Staff at opens@usav.org