



Men Senior Pan American Cup 2021

P-2 Match result

Round robin



Match: 9 **Date:** 05/09/2021 **Spectators:** 500
City: Santo Domingo
Hall: Palacio Del Voleibol Ricardo Gioriver Ar
Match duration: **Start:** 19:35 **End:** 21:52 **Total:** 2:17

Teams	Sets	1	2	3	4	5	Total
DOM	3	25	25	22	17	15	104
USA	2	23	18	25	25	8	99
Duration:		0:29	0:25	0:31	0:24	0:16	2:05

Referees: Andrew Cameron (CAN) & Juan F. Rivera (PUR)

DOM - Dominican Republic													
No	Name	Pos.	Line-up					Points by set					T.
			1	2	3	4	5	1	2	3	4	5	
1	Tapia (C)	OP	4	4	4	4	4	7	9	4	2	3	25
2	Reinoso	OH		6			19					1	1
3	Almonte	OP	18	18	6	18	18					1	1
4	Hernandez	OH	5	5	5	5	5	3	1	1		1	6
5	Florian (L)	L	L	L	L	L	L						
6	Mendez	MB	3	3	3	3	3	5	1	2	2	1	11
7	Pepen (L)	L	L	L	L	L	L						
8	Lopez	OH											
9	Capellan	S	1	1	1	1	1						
11	J.J.	S	9		9	9	9						
13	Mercedes	OH				4						1	1
14	Romero	MB											
18	Paulino	MB	6	6	6	6	6		1	1	2	3	7
19	Cruz	OH	2	2	2	2	2	2	4	4	1	3	14

Coach: Jose Manon Torres
Assistant: Rodriguez Loren

USA - USA														
No	Name	Pos.	Line-up					Points by set					T.	
			1	2	3	4	5	1	2	3	4	5		
2	Holdaway	MB					13							
3	Kauling	S	2	1	2	1	2					1	1	2
4	Gillis	OH	3	2	3	2	3	4	2	2	3	3	14	
5	Pasteur	OP		18	5	4	5			1	7	3	11	
8	Mitchem (C)	MB	1	6						2			2	
9	Lietzke	S	8			5								
11	Sani	OH												
13	McHenry	MB	4	3	1	6	1	3	2	4	3		12	
14	Champlin	OH												
15	Wetter	MB	13	8	4	3	4			3	3	5	11	
18	Sloane	OH	5	4		3	5	3	3				6	
19	McCauley	OH	6	5	6	5	6	3	3	4	3	3	16	
22	Palma (L)	L												
24	Dagostino (L)	L	L	L	L	L	L							

Coach: Andy Read
Assistant: Shiari Morteza

TEAMS AND PLAYERS PERFORMANCES

Won Points	Total Atts	No	Name
46	101	Total Team	
18	44	1	Tapia
10	23	19	Cruz
8	13	6	Mendez
10	55	Total Team	
3	18	6	Mendez
3	12	18	Paulino
2	5	1	Tapia
10	104	Total Team	
5	18	1	Tapia
3	21	19	Cruz
1	7	3	Almonte
38		Total Team	
104	260	Total Team	

25	67	1	Tapia
14	49	19	Cruz
11	45	6	Mendez

Scoring Skills
Attack
Block
Serve
Opp. error
Total
Best scorers

Won Points	Total Atts	No	Name
54	120	Total Team	
14	32	19	McCauley
11	24	4	Gillis
7	20	5	Pasteur
11	61	Total Team	
6	15	13	McHenry
2	5	5	Pasteur
1	8	4	Gillis
9	99	Total Team	
3	17	15	Wetter
2	17	4	Gillis
2	10	5	Pasteur
25		Total Team	
99	280	Total Team	

16	54	19	McCauley
14	49	4	Gillis
12	32	13	McHenry

■ Starting line-up with position Atts = Attempts (C) = Captain MB = Middle blocker S = Setter
□ Substitute with shirt number Opp. = Opponent (L) / L = Libero OP = Opposite OH = Outside Hitter





Men Senior Pan American Cup 2021

[P-3] Match players ranking



Match: 9 **Date:** 05/09/2021 **Spectators:**
City: Santo Domingo
Hall: Palacio Del Voleibol Ricardo Gioriver Arias
Match duration: **Start:** 19:00 **End:** 21:52 **Total:** 2:17

Teams	Sets	1	2	3	4	5	Total
DOM	3	25	25	22	17	15	104
USA	2	23	18	25	25	8	99
Duration:		0:29	0:25	0:31	0:24	0:16	2:05



DOM • Dominican Republic



Attack

Limit: 15.00%

Rk	No	Name	Pos.	Attacks	Faults	Shots	Total Attempts	Succ. %
1	19	Cruz Cepin Hector Alexis	OH	10	2	11	23	43.48
2	1	Tapia Santana Henry Omar	OP	18	5	21	44	40.91
-	2	Reinoso Soto Luis David	OH	0	0	2	2	
-	3	Almonte Bismal Rafael	OP	0	0	0	0	
-	4	Hernandez Wilfrido	OH	5	2	5	12	
-	5	Florian Feliz Erik	L	0	0	0	0	
-	6	Mendez Jose Dawilin Ramill	MB	8	1	4	13	
-	7	Turbides Pepen Bryan	L	0	0	0	0	
-	8	Lopez Capellan Henry Antonio	OH	0	0	0	0	
-	9	Capellan Rodriguez Jhoan Jesus	S	0	0	0	0	
-	11	De Jesus Hernandez Juan José	S	0	0	0	0	
-	13	Mercedes Cruz Jonathan	OH	1	1	0	2	
-	14	Romero Perez Felix Miguel	MB	0	0	0	0	
-	18	Paulino Paulino Richi	MB	4	0	1	5	
Total Team				46	11	44	101	45.54



Block

Rk	No	Name	Pos.	Kill Blocks	Faults	Rebounds	Total Attempts	Avg. by set
1	6	Mendez Jose Dawilin Ramill	MB	3	6	9	18	0.60
	18	Paulino Paulino Richi	MB	3	5	4	12	0.60
3	1	Tapia Santana Henry Omar	OP	2	1	2	5	0.40
4	2	Reinoso Soto Luis David	OH	1	0	0	1	0.20
	19	Cruz Cepin Hector Alexis	OH	1	3	1	5	0.20
-	3	Almonte Bismal Rafael	OP	0	0	0	0	
-	4	Hernandez Wilfrido	OH	0	4	3	7	
-	5	Florian Feliz Erik	L	0	0	0	0	
-	7	Turbides Pepen Bryan	L	0	0	0	0	
-	8	Lopez Capellan Henry Antonio	OH	0	0	0	0	
-	9	Capellan Rodriguez Jhoan Jesus	S	0	3	3	6	
-	11	De Jesus Hernandez Juan José	S	0	1	0	1	
-	13	Mercedes Cruz Jonathan	OH	0	0	0	0	
-	14	Romero Perez Felix Miguel	MB	0	0	0	0	
Total Team				10	23	22	55	2.00





Serve


Rk	No	Name	Pos.	Aces	Faults	Serve Hits	Total Attempts	Avg. by set
1	1	Tapia Santana Henry Omar	OP	5	4	9	18	1.00
2	19	Cruz Cepin Hector Alexis	OH	3	3	15	21	0.60
3	3	Almonte Bismal Rafael	OP	1	1	5	7	0.20
4	4	Hernandez Wilfrido	OH	1	0	14	15	0.20
-	2	Reinoso Soto Luis David	OH	0	1	2	3	
-	5	Florian Feliz Erik	L	0	0	0	0	
-	6	Mendez Jose Dawilin Ramill	MB	0	2	12	14	
-	7	Turbides Pepen Bryan	L	0	0	0	0	
-	8	Lopez Capellan Henry Antonio	OH	0	0	0	0	
-	9	Capellan Rodriguez Jhoan Jesus	S	0	2	14	16	
-	11	De Jesus Hernandez Juan José	S	0	1	0	1	
-	13	Mercedes Cruz Jonathan	OH	0	1	2	3	
-	14	Romero Perez Felix Miguel	MB	0	0	0	0	
-	18	Paulino Paulino Richi	MB	0	0	6	6	
Total Team				10	15	79	104	2.00



Team	Total Team	38	13		51	
------	------------	----	----	--	----	--

	Rk	No	Name	Pos.	Digs	Faults	Receptions	Total Attempts	Avg. by set
		1	1	Tapia Santana Henry Omar	OP	3	3	2	8
		5	Florian Feliz Erik	L	3	4	4	11	0.60
	3	2	Reinoso Soto Luis David	OH	2	0	0	2	0.40
		4	Hernandez Wilfrido	OH	2	3	7	12	0.40
		7	Turbides Pepen Bryan	L	2	2	3	7	0.40
		9	Capellan Rodriguez Jhoan Jesus	S	2	4	8	14	0.40
	19		Cruz Cepin Hector Alexis	OH	2	3	5	10	0.40
	8	3	Almonte Bismal Rafael	OP	1	1	0	2	0.20
	-	6	Mendez Jose Dawilin Ramill	MB	0	2	1	3	
	-	8	Lopez Capellan Henry Antonio	OH	0	0	0	0	
	-	11	De Jesus Hernandez Juan José	S	0	0	0	0	
	-	13	Mercedes Cruz Jonathan	OH	0	0	1	1	
	-	14	Romero Perez Felix Miguel	MB	0	0	0	0	
	-	18	Paulino Paulino Richi	MB	0	1	2	3	
	Total Team				17	23	33	73	3.40


	Rk	No	Name	Pos.	Running Sets	Faults	Still Sets	Total Attempts	Avg. by set
		1	9	Capellan Rodriguez Jhoan Jesus	S	9	3	64	76
	2	5	Florian Feliz Erik	L	1	0	4	5	0.20
		11	De Jesus Hernandez Juan José	S	1	0	12	13	0.20
	-	1	Tapia Santana Henry Omar	OP	0	0	1	1	
	-	2	Reinoso Soto Luis David	OH	0	0	0	0	
	-	3	Almonte Bismal Rafael	OP	0	0	0	0	
	-	4	Hernandez Wilfrido	OH	0	0	1	1	
	-	6	Mendez Jose Dawilin Ramill	MB	0	0	0	0	
	-	7	Turbides Pepen Bryan	L	0	0	5	5	
	-	8	Lopez Capellan Henry Antonio	OH	0	0	0	0	
	-	13	Mercedes Cruz Jonathan	OH	0	0	0	0	
	-	14	Romero Perez Felix Miguel	MB	0	0	0	0	
	-	18	Paulino Paulino Richi	MB	0	0	0	0	
	-	19	Cruz Cepin Hector Alexis	OH	0	0	2	2	
	Total Team				11	3	89	103	2.20

	Rk	No	Name	Pos.	Excellents	Faults	Serve Receptions	Total Attempts	Eff. %
		1	19	Cruz Cepin Hector Alexis	OH	18	1	13	32
	2	5	Florian Feliz Erik	L	11	4	9	24	29.17
	-	1	Tapia Santana Henry Omar	OP	0	1	0	1	
	-	2	Reinoso Soto Luis David	OH	0	0	3	3	
	-	3	Almonte Bismal Rafael	OP	0	0	0	0	
	-	4	Hernandez Wilfrido	OH	6	5	2	13	
	-	6	Mendez Jose Dawilin Ramill	MB	0	0	0	0	
	-	7	Turbides Pepen Bryan	L	0	0	0	0	
	-	8	Lopez Capellan Henry Antonio	OH	0	0	0	0	
	-	9	Capellan Rodriguez Jhoan Jesus	S	0	0	1	1	
	-	11	De Jesus Hernandez Juan José	S	0	0	0	0	
	-	13	Mercedes Cruz Jonathan	OH	1	0	2	3	
	-	14	Romero Perez Felix Miguel	MB	0	0	0	0	
	-	18	Paulino Paulino Richi	MB	0	0	0	0	
	Total Team				36	11	30	77	32.47

Limit: 20.00%




USA • USA



Attack


Limit: 15.00%

Rk	No	Name	Pos.	Attacks	Faults	Shots	Total Attempts	Succ. %
1	4	Gillis Cole	OH	11	4	9	24	45.83
2	19	McCauley Kyle	OH	14	7	11	32	43.75
3	5	Pasteur Jacob	OP	7	6	7	20	35.00
-	2	Holdaway Shane	MB	0	0	0	0	
-	3	Kauling Kevin	S	1	1	1	3	
-	8	Mitchem Tyler	MB	2	0	4	6	
-	9	Lietzke Nathan	S	0	0	0	0	
-	11	Sani Francesco	OH	0	0	0	0	
-	13	McHenry Merrick	MB	6	0	4	10	
-	14	Champlin Ethan	OH	0	0	0	0	
-	15	Wetter Daniel	MB	7	2	5	14	
-	18	Sloane Grant	OH	6	2	3	11	
-	22	Palma Matthew	L	0	0	0	0	
-	24	Dagostino Kyle	L	0	0	0	0	
Total Team				54	22	44	120	45.00



Block

Rk	No	Name	Pos.	Kill Blocks	Faults	Rebounds	Total Attempts	Avg. by set
1	13	McHenry Merrick	MB	6	5	4	15	1.20
2	5	Pasteur Jacob	OP	2	0	3	5	0.40
3	4	Gillis Cole	OH	1	4	3	8	0.20
-	15	Wetter Daniel	MB	1	4	4	9	0.20
-	19	McCauley Kyle	OH	1	2	5	8	0.20
-	2	Holdaway Shane	MB	0	0	0	0	
-	3	Kauling Kevin	S	0	4	2	6	
-	8	Mitchem Tyler	MB	0	2	3	5	
-	9	Lietzke Nathan	S	0	0	0	0	
-	11	Sani Francesco	OH	0	0	0	0	
-	14	Champlin Ethan	OH	0	0	0	0	
-	18	Sloane Grant	OH	0	3	2	5	
-	22	Palma Matthew	L	0	0	0	0	
-	24	Dagostino Kyle	L	0	0	0	0	
Total Team				11	24	26	61	2.20





Serve


Rk	No	Name	Pos.	Aces	Faults	Serve Hits	Total Attempts	Avg. by set
1	15	Wetter Daniel	MB	3	3	11	17	0.60
2	4	Gillis Cole	OH	2	4	11	17	0.40
-	5	Pasteur Jacob	OP	2	3	5	10	0.40
4	3	Kauling Kevin	S	1	4	20	25	0.20
-	19	McCauley Kyle	OH	1	4	9	14	0.20
-	2	Holdaway Shane	MB	0	0	1	1	
-	8	Mitchem Tyler	MB	0	0	2	2	
-	9	Lietzke Nathan	S	0	0	1	1	
-	11	Sani Francesco	OH	0	0	0	0	
-	13	McHenry Merrick	MB	0	4	3	7	
-	14	Champlin Ethan	OH	0	0	0	0	
-	18	Sloane Grant	OH	0	2	3	5	
-	22	Palma Matthew	L	0	0	0	0	
-	24	Dagostino Kyle	L	0	0	0	0	
Total Team				9	24	66	99	1.80

Team

Total Team		25	6		31	
------------	--	----	---	--	----	--

 Dig	Rk	No	Name	Pos.	Digs	Faults	Receptions	Total Attempts	Avg. by set
	1	24	Dagostino Kyle	L	10	3	8	21	2.00
	2	4	Gillis Cole	OH	5	5	3	13	1.00
	3	19	McCauley Kyle	OH	2	3	5	10	0.40
	4	2	Holdaway Shane	MB	1	0	0	1	0.20
		8	Mitchem Tyler	MB	1	1	0	2	0.20
		15	Wetter Daniel	MB	1	0	0	1	0.20
	-	3	Kauling Kevin	S	0	3	6	9	
	-	5	Pasteur Jacob	OP	0	0	1	1	
	-	9	Lietzke Nathan	S	0	0	1	1	
-	11	Sani Francesco	OH	0	0	0	0		
-	13	McHenry Merrick	MB	0	0	2	2		
-	14	Champlin Ethan	OH	0	0	0	0		
-	18	Sloane Grant	OH	0	1	2	3		
-	22	Palma Matthew	L	0	0	0	0		
Total Team					20	16	28	64	4.00

 Set	Rk	No	Name	Pos.	Running Sets	Faults	Still Sets	Total Attempts	Avg. by set
	1	3	Kauling Kevin	S	17	1	83	101	3.40
	-	2	Holdaway Shane	MB	0	0	0	0	
	-	4	Gillis Cole	OH	0	0	1	1	
	-	5	Pasteur Jacob	OP	0	0	0	0	
	-	8	Mitchem Tyler	MB	0	0	0	0	
	-	9	Lietzke Nathan	S	0	0	4	4	
	-	11	Sani Francesco	OH	0	0	0	0	
	-	13	McHenry Merrick	MB	0	0	1	1	
	-	14	Champlin Ethan	OH	0	0	0	0	
-	15	Wetter Daniel	MB	0	0	1	1		
-	18	Sloane Grant	OH	0	1	2	3		
-	19	McCauley Kyle	OH	0	0	1	1		
-	22	Palma Matthew	L	0	0	0	0		
-	24	Dagostino Kyle	L	0	0	6	6		
Total Team					17	2	99	118	3.40

 Reception Limit: 20.00%	Rk	No	Name	Pos.	Excellents	Faults	Serve Receptions	Total Attempts	Eff. %
	1	24	Dagostino Kyle	L	15	4	10	29	37.93
	2	4	Gillis Cole	OH	15	4	14	33	33.33
	3	19	McCauley Kyle	OH	7	1	13	21	28.57
	-	2	Holdaway Shane	MB	0	0	0	0	
	-	3	Kauling Kevin	S	0	0	0	0	
	-	5	Pasteur Jacob	OP	1	0	3	4	
	-	8	Mitchem Tyler	MB	0	0	0	0	
	-	9	Lietzke Nathan	S	0	0	0	0	
	-	11	Sani Francesco	OH	0	0	0	0	
-	13	McHenry Merrick	MB	0	0	0	0		
-	14	Champlin Ethan	OH	0	0	0	0		
-	15	Wetter Daniel	MB	0	1	0	1		
-	18	Sloane Grant	OH	0	0	1	1		
-	22	Palma Matthew	L	0	0	0	0		
Total Team					38	10	41	89	31.46