



2022 Boys U19 Pan American Cup

P-2 Match result

Pool B



Match: 5 **Date:** 24/05/2022 **Spectators:** 200
City: Guatemala City
Hall: Guatemala City Dome
Match duration: **Start:** 14:00 **End:** 15:22 **Total:** 1:22

Teams	Sets	1	2	3	4	5	Total
CRC	0	20	17	15			52
USA	3	25	25	25			75
Duration:		0:26	0:23	0:25			1:14

Referees: Juan Ramon Salinas Martinez (HON) & Claudio Alberto Nava (MEX)

CRC - Costa Rica														
No	Name	Pos.	Line-up					Points by set					T.	
			1	2	3	4	5	1	2	3	4	5		
1	K. Vargas (L)	L	L	L	L									
4	B. Nuñez	S		8	1									
5	D. Arias (C)	MB	6	5	4		3	3	3				9	
7	Josué	OP												
8	J. Antonio	MB	2	1	6		1	1					2	
11	K. Parra	OH	1	6	5		1	1					2	
12	G. Ventura	S	3	2	4									
14	Josué G.	OP			8									
16	D. Barrantes	OH	5	4	3			1					1	
19	Stanley	OH	4	3	2		4	2	2				8	
24	N. Arias	MB												

Coach: Alberto Blanco Sánchez
Assistant: Arguello Quesada Robertocarlo

USA - USA														
No	Name	Pos.	Line-up					Points by set					T.	
			1	2	3	4	5	1	2	3	4	5		
1	Larson (L)	L	L	L	L									
4	Bishop	OH	4	4	4		5	4	3				12	
6	Loiola	OH	1	1	1		4	5	6				15	
8	Vaccaro	OH	3	3	3		1	1	7				9	
9	Blanchette	S	6	6	6		3	1	1				5	
11	Kearney	OP	9				3						3	
12	Foley	OH												
13	Kelly (C)	OH												
16	Rosenthal	S	8											
17	Wainwright	MB		2	5			1	3				4	
18	Whitfield	MB	2		2		3		1				4	
19	Carreira	MB	5	5			1	3					4	

Coach: Charles Sullivan
Assistant: Brown Lindsay

TEAMS AND PLAYERS PERFORMANCES

Won Points	Total Atts	No	Name
16	73	Total Team	
7	24	19	Stanley
5	22	5	D. Arias
2	8	11	K. Parra
4	31	Total Team	
3	9	5	D. Arias
1	7	8	J. Antonio
0	0	1	K. Vargas
2	54	Total Team	
1	8	5	D. Arias
1	9	19	Stanley
0	0	1	K. Vargas
30		Total Team	
52	158	Total Team	
9	39	5	D. Arias
8	35	19	Stanley
2	19	8	J. Antonio

Scoring Skills
Attack
Block
Serve
Opp. error
Total
Best scorers

Won Points	Total Atts	No	Name
40	78	Total Team	
13	22	6	Loiola
9	22	4	Bishop
4	7	8	Vaccaro
10	26	Total Team	
4	6	8	Vaccaro
2	3	9	Blanchette
2	6	19	Carreira
6	73	Total Team	
2	13	4	Bishop
1	10	6	Loiola
1	13	8	Vaccaro
19		Total Team	
75	177	Total Team	
15	36	6	Loiola
12	38	4	Bishop
9	26	8	Vaccaro

■ Starting line-up with position Atts = Attempts (C) = Captain MB = Middle blocker S = Setter
□ Substitute with shirt number Opp. = Opponent (L) / L = Libero OP = Opposite OH = Outside Hitter






2022 Boys U19 Pan American Cup


[P-3] Match players ranking





Match: 5 **Date:** 24/05/2022 **Spectators:** 200
City: Guatemala City
Hall: Guatemala City Dome
Match duration: **Start:** 14:00 **End:** 15:22 **Total:** 1:22

Teams	Sets	1	2	3	4	5	Total
CRC	0	20	17	15			52
USA	3	25	25	25			75
Duration:		0:26	0:22	0:25			1:13

 **CRC • Costa Rica**


 Attack Limit: 15.00%	Rk	No	Name	Pos.	Attacks	Faults	Shots	Total Attempts	Succ. %
	1	19	Grant Brown Stanley	OH	7	6	11	24	29.17
	2	5	Córdoba Arias David Nassar	MB	5	3	14	22	22.73
	-	1	Vargas Arik Kaan Andres	L	0	0	0	0	
	-	4	Núñez Alvarado Bradley Josué	S	0	0	0	0	
	-	7	Alpizar Vargas Josue	OP	0	0	0	0	
	-	8	Vanega Romero Jeremy Antonio	MB	1	0	5	6	
	-	11	Parra Pérez Kevin Josué	OH	2	2	4	8	
	-	12	Obando Ventura Gabriel	S	0	0	2	2	
	-	14	González Alvarado Josue David	OP	0	1	0	1	
-	16	Barrantes Forero David	OH	1	1	8	10		
-	24	Corboba Arias Naygell Daniel	MB	0	0	0	0		
Total Team					16	13	44	73	21.92


 Block	Rk	No	Name	Pos.	Kill Blocks	Faults	Rebounds	Total Attempts	Avg. by set
	1	5	Córdoba Arias David Nassar	MB	3	3	3	9	1.00
	2	8	Vanega Romero Jeremy Antonio	MB	1	3	3	7	0.33
	-	1	Vargas Arik Kaan Andres	L	0	0	0	0	
	-	4	Núñez Alvarado Bradley Josué	S	0	0	0	0	
	-	7	Alpizar Vargas Josue	OP	0	0	0	0	
	-	11	Parra Pérez Kevin Josué	OH	0	1	2	3	
	-	12	Obando Ventura Gabriel	S	0	0	0	0	
	-	14	González Alvarado Josue David	OP	0	2	0	2	
	-	16	Barrantes Forero David	OH	0	3	5	8	
-	19	Grant Brown Stanley	OH	0	1	1	2		
-	24	Corboba Arias Naygell Daniel	MB	0	0	0	0		
Total Team					4	13	14	31	1.33


 Serve	Rk	No	Name	Pos.	Aces	Faults	Serve Hits	Total Attempts	Avg. by set
	1	5	Córdoba Arias David Nassar	MB	1	2	5	8	0.33
		19	Grant Brown Stanley	OH	1	1	7	9	0.33
	-	1	Vargas Arik Kaan Andres	L	0	0	0	0	
	-	4	Núñez Alvarado Bradley Josué	S	0	0	3	3	
	-	7	Alpizar Vargas Josue	OP	0	0	0	0	
	-	8	Vanega Romero Jeremy Antonio	MB	0	1	5	6	
	-	11	Parra Pérez Kevin Josué	OH	0	1	9	10	
	-	12	Obando Ventura Gabriel	S	0	3	6	9	
	-	14	González Alvarado Josue David	OP	0	0	0	0	
-	16	Barrantes Forero David	OH	0	1	8	9		
-	24	Corboba Arias Naygell Daniel	MB	0	0	0	0		
Total Team					2	9	43	54	0.67

Team	Total Team	30	0		30	
------	------------	----	---	--	----	--



 Dig	Rk	No	Name	Pos.	Digs	Faults	Receptions	Total Attempts	Avg. by set
	-	1	Vargas Arik Kaan Andres	L	0	9	12	21	
	-	4	Núñez Alvarado Bradley Josué	S	0	0	0	0	
	-	5	Córdoba Arias David Nassar	MB	0	3	5	8	
	-	7	Alpizar Vargas Josue	OP	0	0	0	0	
	-	8	Vanega Romero Jeremy Antonio	MB	0	4	0	4	
	-	11	Parra Pérez Kevin Josué	OH	0	3	5	8	
	-	12	Obando Ventura Gabriel	S	0	10	5	15	
	-	14	González Alvarado Josue David	OP	0	0	0	0	
	-	16	Barrantes Forero David	OH	0	1	1	2	
-	19	Grant Brown Stanley	OH	0	3	0	3		
-	24	Corboba Arias Naygell Daniel	MB	0	0	0	0		
Total Team					0	33	28	61	

 Set	Rk	No	Name	Pos.	Running Sets	Faults	Still Sets	Total Attempts	Avg. by set
	1	12	Obando Ventura Gabriel	S	11	1	44	56	3.67
	-	1	Vargas Arik Kaan Andres	L	0	0	3	3	
	-	4	Núñez Alvarado Bradley Josué	S	0	1	5	6	
	-	5	Córdoba Arias David Nassar	MB	0	0	2	2	
	-	7	Alpizar Vargas Josue	OP	0	0	0	0	
	-	8	Vanega Romero Jeremy Antonio	MB	0	0	0	0	
	-	11	Parra Pérez Kevin Josué	OH	0	0	1	1	
	-	14	González Alvarado Josue David	OP	0	0	0	0	
	-	16	Barrantes Forero David	OH	0	0	0	0	
-	19	Grant Brown Stanley	OH	0	0	2	2		
-	24	Corboba Arias Naygell Daniel	MB	0	0	0	0		
Total Team					11	2	57	70	3.67

 Reception Limit: 20.00%	Rk	No	Name	Pos.	Excellents	Faults	Serve Receptions	Total Attempts	Eff. %
	1	1	Vargas Arik Kaan Andres	L	1	3	26	30	-6.67
	-	4	Núñez Alvarado Bradley Josué	S	0	0	0	0	
	-	5	Córdoba Arias David Nassar	MB	0	1	10	11	
	-	7	Alpizar Vargas Josue	OP	0	0	0	0	
	-	8	Vanega Romero Jeremy Antonio	MB	0	0	0	0	
	-	11	Parra Pérez Kevin Josué	OH	1	1	3	5	
	-	12	Obando Ventura Gabriel	S	0	0	1	1	
	-	14	González Alvarado Josue David	OP	0	0	0	0	
	-	16	Barrantes Forero David	OH	0	0	0	0	
-	19	Grant Brown Stanley	OH	2	0	8	10		
-	24	Corboba Arias Naygell Daniel	MB	0	0	0	0		
Total Team					4	5	48	57	-1.75




USA • USA



Attack


Limit: 15.00%

Rk	No	Name	Pos.	Attacks	Faults	Shots	Total Attempts	Succ. %
1	6	Loiola Victor	OH	13	2	7	22	59.09
2	4	Bishop Quinn	OH	9	6	7	22	40.91
-	1	Larson Kellen	L	0	0	0	0	
-	8	Vaccaro Jameson	OH	4	1	2	7	
-	9	Blanchette Caleb	S	2	0	2	4	
-	11	Kearney Finn	OP	3	0	0	3	
-	12	Foley Sterling	OH	0	0	0	0	
-	13	Kelly Sean	OH	0	0	0	0	
-	16	Rosenthal Tread	S	0	0	0	0	
-	17	Wainwright Reed	MB	4	0	1	5	
-	18	Whitfield Tristan	MB	3	3	1	7	
-	19	Carreira Caiden	MB	2	2	4	8	
Total Team				40	14	24	78	51.28



Block

Rk	No	Name	Pos.	Kill Blocks	Faults	Rebounds	Total Attempts	Avg. by set
1	8	Vaccaro Jameson	OH	4	1	1	6	1.33
2	9	Blanchette Caleb	S	2	1	0	3	0.67
	19	Carreira Caiden	MB	2	2	2	6	0.67
4	4	Bishop Quinn	OH	1	1	1	3	0.33
	6	Loiola Victor	OH	1	2	1	4	0.33
-	1	Larson Kellen	L	0	0	0	0	
-	11	Kearney Finn	OP	0	0	0	0	
-	12	Foley Sterling	OH	0	0	0	0	
-	13	Kelly Sean	OH	0	0	0	0	
-	16	Rosenthal Tread	S	0	0	0	0	
-	17	Wainwright Reed	MB	0	1	2	3	
-	18	Whitfield Tristan	MB	0	0	1	1	
Total Team				10	8	8	26	3.33





Serve


Rk	No	Name	Pos.	Aces	Faults	Serve Hits	Total Attempts	Avg. by set
1	4	Bishop Quinn	OH	2	3	8	13	0.67
2	6	Loiola Victor	OH	1	3	6	10	0.33
	8	Vaccaro Jameson	OH	1	5	7	13	0.33
	9	Blanchette Caleb	S	1	1	5	7	0.33
	18	Whitfield Tristan	MB	1	1	9	11	0.33
-	1	Larson Kellen	L	0	0	0	0	
-	11	Kearney Finn	OP	0	0	1	1	
-	12	Foley Sterling	OH	0	0	0	0	
-	13	Kelly Sean	OH	0	0	0	0	
-	16	Rosenthal Tread	S	0	0	1	1	
-	17	Wainwright Reed	MB	0	2	7	9	
-	19	Carreira Caiden	MB	0	1	7	8	
Total Team				6	16	51	73	2.00

Team

Total Team		19	0		19	
------------	--	----	---	--	----	--

 Dig	Rk	No	Name	Pos.	Digs	Faults	Receptions	Total Attempts	Avg. by set
	1	1	Larson Kellen	L	9	4	7	20	3.00
	2	18	Whitfield Tristan	MB	3	2	3	8	1.00
	3	4	Bishop Quinn	OH	2	0	2	4	0.67
	4	8	Vaccaro Jameson	OH	1	0	4	5	0.33
	-	6	Loiola Victor	OH	0	0	5	5	
	-	9	Blanchette Caleb	S	0	2	3	5	
	-	11	Kearney Finn	OP	0	0	1	1	
	-	12	Foley Sterling	OH	0	0	0	0	
	-	13	Kelly Sean	OH	0	0	0	0	
-	16	Rosenthal Tread	S	0	1	0	1		
-	17	Wainwright Reed	MB	0	0	1	1		
-	19	Carreira Caiden	MB	0	2	1	3		
Total Team					15	11	27	53	5.00

 Set	Rk	No	Name	Pos.	Running Sets	Faults	Still Sets	Total Attempts	Avg. by set
	1	9	Blanchette Caleb	S	18	1	40	59	6.00
	2	16	Rosenthal Tread	S	5	0	8	13	1.67
	-	1	Larson Kellen	L	0	0	2	2	
	-	4	Bishop Quinn	OH	0	0	1	1	
	-	6	Loiola Victor	OH	0	0	1	1	
	-	8	Vaccaro Jameson	OH	0	0	0	0	
	-	11	Kearney Finn	OP	0	0	0	0	
	-	12	Foley Sterling	OH	0	0	0	0	
	-	13	Kelly Sean	OH	0	0	0	0	
-	17	Wainwright Reed	MB	0	0	0	0		
-	18	Whitfield Tristan	MB	0	0	0	0		
-	19	Carreira Caiden	MB	0	0	0	0		
Total Team					23	1	52	76	7.67

 Reception Limit: 20.00%	Rk	No	Name	Pos.	Excellents	Faults	Serve Receptions	Total Attempts	Eff. %
	1	1	Larson Kellen	L	12	1	8	21	52.38
	2	6	Loiola Victor	OH	2	0	11	13	15.38
	3	4	Bishop Quinn	OH	2	1	7	10	10.00
	-	8	Vaccaro Jameson	OH	0	0	0	0	
	-	9	Blanchette Caleb	S	0	0	0	0	
	-	11	Kearney Finn	OP	0	0	0	0	
	-	12	Foley Sterling	OH	0	0	0	0	
	-	13	Kelly Sean	OH	0	0	0	0	
	-	16	Rosenthal Tread	S	0	0	0	0	
-	17	Wainwright Reed	MB	0	0	0	0		
-	18	Whitfield Tristan	MB	0	0	0	0		
-	19	Carreira Caiden	MB	1	0	0	1		
Total Team					17	2	26	45	33.33