



Men's U21 Pan American Volleyball Cup



[P-2] Match result (in progress)

Pool A

Match: 5 **Date:** 04/10/2022 **Spectators:** 150
City: La Habana
Hall: Ciudad Deportiva
Match duration: **Start:** 10:30 **End:** 12:54 **Total:** 2:24

Teams	Sets	1	2	3	4	5	Total
USA	3	25	24	25	22	15	111
MEX	2	13	26	21	25	12	97
Duration:		0:23	0:31	0:30	0:29	0:21	2:14

Referees: 1st: Steve Hewitson (CAN) 2nd: Luis Gonzalo Flores Vargas (CHI)

USA - USA															
No	Name	Pos.	Line-up					Points by set					T.		
			1	2	3	4	5	1	2	3	4	5			
2	Connelly (L)	L	L	L	L	L									
4	Hillis	OH											11		
8	Teune	OH											21		
10	Morgan	S											21	21	16
11	Roberts	OH	6	6	6	6	6	5	1	3	4	2	15		
12	Rowan (C)	S	2	2	2	2	2	1	2	1	1		5		
13	Wetzel	OP	5	5	5	5	5	4	2	5	3	3	17		
14	McCullough	MB													
16	Omene	MB	1	1	1	1	1	2	1	2	2		7		
17	Moser	OP													1
20	Rama	OH	3	3	3	3	3	8	5	4	4	2	23		
21	Smith	MB	4	4	4	4	4								11

Coach: Andy Read
Assistant: Bates Hudson

MEX - Mexico																	
No	Name	Pos.	Line-up					Points by set					T.				
			1	2	3	4	5	1	2	3	4	5					
1	Garcia	MB															
3	Maldonado	OH	9	9	5	6	5						8	5	3	2	18
5	Víña	S															
6	Vasquez	OH															
7	Chavez	OP															
9	Robles (C)	OH															
10	CASTAÑEDA (L)	L	L	L	L	L	L										
12	Arredondo	S	1	2	1	2	1										
13	Gonzalez	OH	2	3	2	3	2	1	1	1			3			6	
15	Esquivel	MB	3	4	3	4	3	3	3	3	1		10				
20	Beltran	MB	6	1	6	1	6	1	1	1	1	1	5				
22	Dominguez	OP	4	5	4	5	4	3	4	1	5	1	14				

Coach: JORGE ALBERTO ROMERO TORRES
Assistant: SANTILLAN LOMELI RICARDO

TEAMS AND PLAYERS PERFORMANCES

Won Points	Total Atts	No Name
62	115	Total Team
20	40	20 Rama
15	22	13 Wetzel
13	26	11 Roberts
7	39	Total Team
3	12	21 Smith
2	4	13 Wetzel
1	2	12 Rowan
10	110	Total Team
3	25	12 Rowan
2	18	11 Roberts
2	15	16 Omene
32		Total Team
111	264	Total Team

Scoring Skills
Attack
Block
Serve
Opp. error
Total
Best scorers

Won Points	Total Atts	No Name
42	103	Total Team
13	27	3 Maldonado
13	33	22 Dominguez
8	12	15 Esquivel
6	48	Total Team
3	9	3 Maldonado
1	4	13 Gonzalez
1	10	20 Beltran
5	97	Total Team
2	12	3 Maldonado
2	21	15 Esquivel
1	20	13 Gonzalez
44		Total Team
97	248	Total Team
18	48	3 Maldonado
14	51	22 Dominguez
10	44	15 Esquivel

■ Starting line-up with position Atts = Attempts (C) = Captain MB = Middle blocker S = Setter
□ Substitute with shirt number Opp. = Opponent (L) / L = Libero OP = Opposite OH = Outside Hitter





Men's U21 Pan American Volleyball Cup




P-3 Match players ranking


Match: 5 **Date:** 04/10/2022 **Spectators:** 150
City: La Habana
Hall: Ciudad Deportiva
Match duration: **Start:** 10:30 **End:** 12:54 **Total:** 2:24


Teams	Sets	1	2	3	4	5	Total
USA	3	25	24	25	22	15	111
MEX	2	13	26	21	25	12	97
Duration:		0:23	0:31	0:30	0:29	0:21	2:14



USA • USA


 Attack Limit: 15.00%	Rk	No	Name	Pos.	Attacks	Faults	Shots	Total Attempts	Succ. %
	1	13	Wetzel Shane	OP	15	2	5	22	68.18
	2	11	Roberts Noah	OH	13	3	10	26	50.00
	20	Rama Zachary	OH	20	9	11	40	50.00	
	-	2	Connelly Christopher	L	0	0	0	0	
	-	4	Hillis Dane	OH	0	0	0	0	
	-	8	Teune Kyle	OH	0	0	0	0	
	-	10	Morgan Tyler	S	0	0	0	0	
	-	12	Rowan Andrew	S	1	0	1	2	
	-	14	McCullough Maxwell	MB	0	0	0	0	
-	16	Omene Nyerovwome	MB	5	2	0	7		
-	17	Moser Trenton	OP	1	1	1	3		
-	21	Smith Marc	MB	7	2	6	15		
Total Team					62	19	34	115	53.91


 Block	Rk	No	Name	Pos.	Kill Blocks	Faults	Rebounds	Total Attempts	Avg. by set
	1	21	Smith Marc	MB	3	6	3	12	0.60
	2	13	Wetzel Shane	OP	2	2	0	4	0.40
	3	12	Rowan Andrew	S	1	1	0	2	0.20
	20	Rama Zachary	OH	1	2	2	5	0.20	
	-	2	Connelly Christopher	L	0	0	0	0	
	-	4	Hillis Dane	OH	0	0	0	0	
	-	8	Teune Kyle	OH	0	0	0	0	
	-	10	Morgan Tyler	S	0	0	0	0	
	-	11	Roberts Noah	OH	0	5	1	6	
-	14	McCullough Maxwell	MB	0	0	0	0		
-	16	Omene Nyerovwome	MB	0	4	5	9		
-	17	Moser Trenton	OP	0	1	0	1		
Total Team					7	21	11	39	1.40


 Serve	Rk	No	Name	Pos.	Aces	Faults	Serve Hits	Total Attempts	Avg. by set
	1	12	Rowan Andrew	S	3	6	16	25	0.60
	2	11	Roberts Noah	OH	2	5	11	18	0.40
	16	Omene Nyerovwome	MB	2	7	6	15	0.40	
	20	Rama Zachary	OH	2	5	17	24	0.40	
	5	21	Smith Marc	MB	1	0	10	11	0.20
	-	2	Connelly Christopher	L	0	0	0	0	
	-	4	Hillis Dane	OH	0	0	0	0	
	-	8	Teune Kyle	OH	0	0	1	1	
	-	10	Morgan Tyler	S	0	0	4	4	
-	13	Wetzel Shane	OP	0	6	6	12		
-	14	McCullough Maxwell	MB	0	0	0	0		
-	17	Moser Trenton	OP	0	0	0	0		
Total Team					10	29	71	110	2.00

Team	Total Team	32	12		44	



 Dig	Rk	No	Name	Pos.	Digs	Faults	Receptions	Total Attempts	Avg. by set
	1	2	Connelly Christopher	L	12	4	0	16	2.40
	2	13	Wetzel Shane	OP	8	2	1	11	1.60
		20	Rama Zachary	OH	8	2	2	12	1.60
	4	12	Rowan Andrew	S	5	1	0	6	1.00
	5	11	Roberts Noah	OH	4	0	1	5	0.80
	6	21	Smith Marc	MB	3	1	0	4	0.60
	7	16	Omene Nyerovwome	MB	2	0	0	2	0.40
	8	10	Morgan Tyler	S	1	1	0	2	0.20
	-	4	Hillis Dane	OH	0	0	0	0	
-	8	Teune Kyle	OH	0	0	0	0		
-	14	McCullough Maxwell	MB	0	0	0	0		
-	17	Moser Trenton	OP	0	0	0	0		
Total Team					43	11	4	58	8.60


 Set	Rk	No	Name	Pos.	Running Sets	Faults	Still Sets	Total Attempts	Avg. by set
	1	12	Rowan Andrew	S	8	0	96	104	1.60
	-	2	Connelly Christopher	L	0	0	0	0	
	-	4	Hillis Dane	OH	0	0	0	0	
	-	8	Teune Kyle	OH	0	0	0	0	
	-	10	Morgan Tyler	S	0	0	0	0	
	-	11	Roberts Noah	OH	0	0	1	1	
	-	13	Wetzel Shane	OP	0	0	0	0	
	-	14	McCullough Maxwell	MB	0	0	0	0	
	-	16	Omene Nyerovwome	MB	0	0	0	0	
-	17	Moser Trenton	OP	0	0	0	0		
-	20	Rama Zachary	OH	0	0	2	2		
-	21	Smith Marc	MB	0	0	1	1		
Total Team					8	0	100	108	1.60

 Reception	Rk	No	Name	Pos.	Excellents	Faults	Serve Receptions	Total Attempts	Eff. %
	1	2	Connelly Christopher	L	15	1	4	20	70.00
	2	20	Rama Zachary	OH	25	3	11	39	56.41
	3	11	Roberts Noah	OH	13	1	10	24	50.00
	-	4	Hillis Dane	OH	1	0	0	1	
	-	8	Teune Kyle	OH	0	0	0	0	
	-	10	Morgan Tyler	S	0	0	0	0	
	-	12	Rowan Andrew	S	0	0	0	0	
	-	13	Wetzel Shane	OP	0	0	0	0	
	-	14	McCullough Maxwell	MB	0	0	0	0	
-	16	Omene Nyerovwome	MB	0	0	0	0		
-	17	Moser Trenton	OP	0	0	0	0		
-	21	Smith Marc	MB	0	0	0	0		
Total Team					54	5	25	84	58.33

Limit: 20.00%




MEX • Mexico



Attack


Limit: 15.00%

Rk	No	Name	Pos.	Attacks	Faults	Shots	Total Attempts	Succ. %
1	3	Maldonado Diaz Leonardo	OH	13	7	7	27	48.15
2	22	Dominguez Carrillo Angel Ivan	OP	13	6	14	33	39.39
3	13	Ramon Eduardo Gonzalez Castro	OH	4	6	9	19	21.05
-	1	Garcia Ayala Juan Salvador	MB	0	0	0	0	
-	5	Viña Ahedo Oscar Ivan	S	0	0	0	0	
-	6	Vasquez Grijalva Bryan Nahum	OH	0	0	0	0	
-	7	Chavez Morales Nelson Jose	OP	0	0	0	0	
-	9	Ibarra Robles Jorge Heraclio	OH	0	2	2	4	
-	10	Castañeda Arellanez Isai	L	0	0	0	0	
-	12	Arredondo Palomino Martin	S	0	0	2	2	
-	15	Esquivel Alcantar Diego Alberto	MB	8	1	3	12	
-	20	Beltran Garcia Hugo de Jesus	MB	4	1	1	6	
Total Team				42	23	38	103	40.78



Block

Rk	No	Name	Pos.	Kill Blocks	Faults	Rebounds	Total Attempts	Avg. by set
1	3	Maldonado Diaz Leonardo	OH	3	4	2	9	0.60
2	13	Ramon Eduardo Gonzalez Castro	OH	1	3	0	4	0.20
	20	Beltran Garcia Hugo de Jesus	MB	1	4	5	10	0.20
	22	Dominguez Carrillo Angel Ivan	OP	1	2	4	7	0.20
-	1	Garcia Ayala Juan Salvador	MB	0	0	0	0	
-	5	Viña Ahedo Oscar Ivan	S	0	0	0	0	
-	6	Vasquez Grijalva Bryan Nahum	OH	0	0	0	0	
-	7	Chavez Morales Nelson Jose	OP	0	0	0	0	
-	9	Ibarra Robles Jorge Heraclio	OH	0	1	0	1	
-	10	Castañeda Arellanez Isai	L	0	0	0	0	
-	12	Arredondo Palomino Martin	S	0	6	0	6	
-	15	Esquivel Alcantar Diego Alberto	MB	0	7	4	11	
Total Team				6	27	15	48	1.20




Serve


Rk	No	Name	Pos.	Aces	Faults	Serve Hits	Total Attempts	Avg. by set
1	3	Maldonado Diaz Leonardo	OH	2	4	6	12	0.40
	15	Esquivel Alcantar Diego Alberto	MB	2	2	17	21	0.40
3	13	Ramon Eduardo Gonzalez Castro	OH	1	2	17	20	0.20
-	1	Garcia Ayala Juan Salvador	MB	0	0	0	0	
-	5	Viña Ahedo Oscar Ivan	S	0	0	2	2	
-	6	Vasquez Grijalva Bryan Nahum	OH	0	0	0	0	
-	7	Chavez Morales Nelson Jose	OP	0	0	0	0	
-	9	Ibarra Robles Jorge Heraclio	OH	0	0	1	1	
-	10	Castañeda Arellanez Isai	L	0	0	0	0	
-	12	Arredondo Palomino Martin	S	0	0	20	20	
-	20	Beltran Garcia Hugo de Jesus	MB	0	2	8	10	
-	22	Dominguez Carrillo Angel Ivan	OP	0	3	8	11	
Total Team				5	13	79	97	1.00

Team

Total Team		44	18		62	
------------	--	----	----	--	----	--

 Dig	Rk	No	Name	Pos.	Digs	Faults	Receptions	Total Attempts	Avg. by set
	1	10	Castañeda Arellanez Isai	L	12	10	0	22	2.40
2	12	Arredondo Palomino Martin	S	7	4	0	11	1.40	
3	13	Ramon Eduardo Gonzalez Castro	OH	6	1	1	8	1.20	
4	3	Maldonado Diaz Leonardo	OH	3	0	0	3	0.60	
	20	Beltran Garcia Hugo de Jesus	MB	3	1	0	4	0.60	
6	15	Esquivel Alcantar Diego Alberto	MB	1	1	0	2	0.20	
-	1	Garcia Ayala Juan Salvador	MB	0	0	0	0		
-	5	Viña Ahedo Oscar Ivan	S	0	0	0	0		
-	6	Vasquez Grijalva Bryan Nahum	OH	0	0	0	0		
-	7	Chavez Morales Nelson Jose	OP	0	0	0	0		
-	9	Ibarra Robles Jorge Heraclio	OH	0	1	1	2		
-	22	Dominguez Carrillo Angel Ivan	OP	0	1	1	2		
Total Team					32	19	3	54	6.40

 Set	Rk	No	Name	Pos.	Running Sets	Faults	Still Sets	Total Attempts	Avg. by set
	1	12	Arredondo Palomino Martin	S	3	1	77	81	0.60
-	1	Garcia Ayala Juan Salvador	MB	0	0	0	0		
-	3	Maldonado Diaz Leonardo	OH	0	0	3	3		
-	5	Viña Ahedo Oscar Ivan	S	0	0	4	4		
-	6	Vasquez Grijalva Bryan Nahum	OH	0	0	0	0		
-	7	Chavez Morales Nelson Jose	OP	0	0	0	0		
-	9	Ibarra Robles Jorge Heraclio	OH	0	0	0	0		
-	10	Castañeda Arellanez Isai	L	0	0	1	1		
-	13	Ramon Eduardo Gonzalez Castro	OH	0	0	4	4		
-	15	Esquivel Alcantar Diego Alberto	MB	0	0	4	4		
-	20	Beltran Garcia Hugo de Jesus	MB	0	0	1	1		
-	22	Dominguez Carrillo Angel Ivan	OP	0	0	1	1		
Total Team					3	1	95	99	0.60

 Reception Limit: 20.00%	Rk	No	Name	Pos.	Excellents	Faults	Serve Receptions	Total Attempts	Eff. %
	1	10	Castañeda Arellanez Isai	L	36	4	8	48	66.67
2	13	Ramon Eduardo Gonzalez Castro	OH	12	3	6	21	42.86	
-	1	Garcia Ayala Juan Salvador	MB	0	0	0	0		
-	3	Maldonado Diaz Leonardo	OH	4	1	2	7		
-	5	Viña Ahedo Oscar Ivan	S	0	0	0	0		
-	6	Vasquez Grijalva Bryan Nahum	OH	0	0	0	0		
-	7	Chavez Morales Nelson Jose	OP	0	0	0	0		
-	9	Ibarra Robles Jorge Heraclio	OH	0	2	2	4		
-	12	Arredondo Palomino Martin	S	0	0	0	0		
-	15	Esquivel Alcantar Diego Alberto	MB	0	0	0	0		
-	20	Beltran Garcia Hugo de Jesus	MB	0	0	1	1		
-	22	Dominguez Carrillo Angel Ivan	OP	0	0	0	0		
Total Team					52	10	19	81	51.85