



Men's NORCECA Final Six 2023

[P-2] Match result

Round robin



Match: 4 **Date:** 20/09/2023 **Spectators:** 127
City: Edmonton
Hall: Flair Airlines Hangar
Match duration: **Start:** 14:00 **End:** 15:08 **Total:** 1:08

Teams	Sets	1	2	3	4	5	Total
USA	3	25	25	25			75
MEX	0	19	17	19			55
Duration:		0:22	0:21	0:19			1:02

Referees:

USA - USA														
No	Name	Pos.	Line-up					Points by set					T.	
			1	2	3	4	5	1	2	3	4	5		
2	Gooch (L)	L	L	L	L									
4	Ewert	OH	1	2	1		4	6	7					17
6	Dvorak	S												
9	Knigge	MB	2	3	2		2	4	1					7
10	Gianni	OP	3	4	3		2	2	5					9
12	Rowan	S	6	1	6		3							3
13	Gasman (C)	MB	5	6	5		2	1	3					6
20	Rama	OH												
21	Briggs (L)	L												
22	McCauley	OH												
23	Marshman	MB												
25	Champlin	OH	4	5	4		5	4	3					12
26	McHenry	MB			9									
27	Penrose	OP												

Coach: Andy Read
Assistant: Taliaferro Brandon

MEX - Mexico														
No	Name	Pos.	Line-up					Points by set					T.	
			1	2	3	4	5	1	2	3	4	5		
2	Hernandez	OH		48	4						1			1
3	Bravo (C) (L)	L	L	L	L									
5	Parra	MB	2	2	5					1	2			3
6	Lopez	OH	1	4	1					5	1	3		9
8	Mendoza	S	3	3	6									
11	Lopez B.	MB			2						4			4
16	Chavez	MB	5	5						1	1			2
17	Izaguirre (L)	L												
18	Sanay	OH		6	6									
19	Baca	OP	6	6	3					5	2	1		8
22	Dominguez	OP		19	8						1			1
23	Sanchez	OH												
48	Milantony	OH	4	1						3	1			4
96	Garcia	S		8	19						1			1

Coach: AZAIR LOPEZ JORGE MIGUEL
Assistant: Mendoza Ramos Roberto

TEAMS AND PLAYERS PERFORMANCES

Won Points	Total Atts	No	Name
43	65	Total Team	
16	21	4	Ewert
9	11	25	Champlin
8	15	10	Gianni
8	23	Total Team	
2	7	12	Rowan
2	7	13	Gasman
2	2	25	Champlin
3	74	Total Team	
1	14	4	Ewert
1	10	13	Gasman
1	14	25	Champlin
21		Total Team	
75	162	Total Team	

17	37	4	Ewert
12	27	25	Champlin
9	29	10	Gianni

Scoring Skills	Won Points	Total Atts	No	Name
Attack	29	66	Total Team	
	8	17	6	Lopez
	7	18	19	Baca
	3	4	5	Parra
Block	3	19	Total Team	
	1	5	11	Lopez B.
	1	3	19	Baca
	1	2	48	Milantony
Serve	1	56	Total Team	
	1	11	6	Lopez
	0	4	2	Hernandez
	0	0	3	Bravo
Opp. error	22		Total Team	
	55	141	Total Team	
Best scorers	9	30	6	Lopez
	8	27	19	Baca
	4	12	11	Lopez B.

■ Starting line-up with position Atts = Attempts (C) = Captain MB = Middle blocker S = Setter
□ Substitute with shirt number Opp. = Opponent (L) / L = Libero OP = Opposite OH = Outside Hitter





Men's NORCECA Final Six 2023

P-3 Match players ranking



Match: 4 **Date: 20/09/2023** **Spectators: 127**
City: Edmonton
Hall: Flair Airlines Hangar
Match duration: **Start: 14:00** **End: 15:12** **Total: 1:12**

Teams	Sets	1	2	3	4	5	Total
USA	3	25	25	25			75
MEX	0	19	17	19			55
Duration:		0:22	0:21	0:19			1:02



Attack

Limit: 15.00%

Rk	No	Name	Pos.	Attacks	Faults	Shots	Total Attempts	Succ. %
1	25	Champlin Ethan	OH	9	0	2	11	81.82
2	4	Ewert Jordan	OH	16	2	3	21	76.19
3	9	Knigge Matthew	MB	6	2	3	11	54.55
4	10	Gianni Camden	OP	8	2	5	15	53.33
-	2	Gooch Troy	L	0	0	0	0	
-	6	Dvorak Bryce	S	0	0	0	0	
-	12	Rowan Andrew	S	1	0	0	1	
-	13	Gasman Patrick	MB	3	1	2	6	
-	20	Rama Zachary	OH	0	0	0	0	
-	21	Briggs Mason	L	0	0	0	0	
-	22	McCauley Kyle	OH	0	0	0	0	
-	23	Marshman Michael	MB	0	0	0	0	
-	26	McHenry Merrick	MB	0	0	0	0	
-	27	Penrose Jalen	OP	0	0	0	0	
Total Team				43	7	15	65	66.15

Block


Rk	No	Name	Pos.	Kill Blocks	Faults	Rebounds	Total Attempts	Avg. by set
1	12	Rowan Andrew	S	2	3	2	7	0.67
	13	Gasman Patrick	MB	2	3	2	7	0.67
	25	Champlin Ethan	OH	2	0	0	2	0.67
4	9	Knigge Matthew	MB	1	2	0	3	0.33
	10	Gianni Camden	OP	1	1	0	2	0.33
-	2	Gooch Troy	L	0	0	0	0	
-	4	Ewert Jordan	OH	0	2	0	2	
-	6	Dvorak Bryce	S	0	0	0	0	
-	20	Rama Zachary	OH	0	0	0	0	
-	21	Briggs Mason	L	0	0	0	0	
-	22	McCauley Kyle	OH	0	0	0	0	
-	23	Marshman Michael	MB	0	0	0	0	
-	26	McHenry Merrick	MB	0	0	0	0	
-	27	Penrose Jalen	OP	0	0	0	0	
Total Team				8	11	4	23	2.67


Serve


Rk	No	Name	Pos.	Aces	Faults	Serve Hits	Total Attempts	Avg. by set
1	4	Ewert Jordan	OH	1	5	8	14	0.33
	13	Gasman Patrick	MB	1	2	7	10	0.33
	25	Champlin Ethan	OH	1	3	10	14	0.33
-	2	Gooch Troy	L	0	0	0	0	
-	6	Dvorak Bryce	S	0	0	0	0	
-	9	Knigge Matthew	MB	0	1	8	9	
-	10	Gianni Camden	OP	0	3	9	12	
-	12	Rowan Andrew	S	0	3	10	13	
-	20	Rama Zachary	OH	0	0	0	0	
-	21	Briggs Mason	L	0	0	0	0	
-	22	McCauley Kyle	OH	0	0	0	0	
-	23	Marshman Michael	MB	0	0	0	0	
-	26	McHenry Merrick	MB	0	0	2	2	
-	27	Penrose Jalen	OP	0	0	0	0	
Total Team				3	17	54	74	1.00



Team	Total Team	21	13		34	
------	------------	----	----	--	----	--

 Dig	Rk	No	Name	Pos.	Digs	Faults	Receptions	Total Attempts	Avg. by set
	1	2	Gooch Troy	L	8	1	6	15	2.67
2	10	Gianni Camden	OP	5	1	3	9	1.67	
3	4	Ewert Jordan	OH	3	0	0	3	1.00	
4	12	Rowan Andrew	S	2	1	0	3	0.67	
5	9	Knigge Matthew	MB	1	1	0	2	0.33	
	25	Champlin Ethan	OH	1	0	3	4	0.33	
-	6	Dvorak Bryce	S	0	0	0	0		
-	13	Gasman Patrick	MB	0	1	1	2		
-	20	Rama Zachary	OH	0	0	0	0		
-	21	Briggs Mason	L	0	0	0	0		
-	22	McCauley Kyle	OH	0	0	0	0		
-	23	Marshman Michael	MB	0	0	0	0		
-	26	McHenry Merrick	MB	0	1	0	1		
-	27	Penrose Jalen	OP	0	0	0	0		
Total Team					20	6	13	39	6.67




 Set	Rk	No	Name	Pos.	Running Sets	Faults	Still Sets	Total Attempts	Avg. by set
	1	12	Rowan Andrew	S	16	0	42	58	5.33
-	2	Gooch Troy	L	0	0	3	3		
-	4	Ewert Jordan	OH	0	0	1	1		
-	6	Dvorak Bryce	S	0	0	0	0		
-	9	Knigge Matthew	MB	0	0	0	0		
-	10	Gianni Camden	OP	0	0	2	2		
-	13	Gasman Patrick	MB	0	0	0	0		
-	20	Rama Zachary	OH	0	0	0	0		
-	21	Briggs Mason	L	0	0	0	0		
-	22	McCauley Kyle	OH	0	0	0	0		
-	23	Marshman Michael	MB	0	0	0	0		
-	25	Champlin Ethan	OH	0	0	2	2		
-	26	McHenry Merrick	MB	0	0	0	0		
-	27	Penrose Jalen	OP	0	0	0	0		
Total Team					16	0	50	66	5.33

 Reception	Rk	No	Name	Pos.	Excellents	Faults	Serve Receptions	Total Attempts	Eff. %
	1	25	Champlin Ethan	OH	9	0	5	14	64.29
2	2	Gooch Troy	L	9	1	7	17	47.06	
3	4	Ewert Jordan	OH	4	0	7	11	36.36	
-	6	Dvorak Bryce	S	0	0	0	0		
-	9	Knigge Matthew	MB	0	0	1	1		
-	10	Gianni Camden	OP	0	0	0	0		
-	12	Rowan Andrew	S	0	0	1	1		
-	13	Gasman Patrick	MB	0	0	0	0		
-	20	Rama Zachary	OH	0	0	0	0		
-	21	Briggs Mason	L	0	0	0	0		
-	22	McCauley Kyle	OH	0	0	0	0		
-	23	Marshman Michael	MB	0	0	0	0		
-	26	McHenry Merrick	MB	0	0	0	0		
-	27	Penrose Jalen	OP	0	0	0	0		
Total Team					22	1	21	44	47.73

Limit: 20.00%




MEX • Mexico

		Rk	No	Name	Pos.	Attacks	Faults	Shots	Total Attempts	Succ. %
 Attack Limit: 15.00%	1	6	Lopez Rios Josue De Jesus	OH	8	2	7	17	47.06	
	2	19	Hernandez Baca Luis David	OP	7	3	8	18	38.89	
	3	48	Hernandez Milantony Franky Adrian	OH	3	4	6	13	23.08	
	-	2	Hernández Cabrera Jorge Ariel	OH	1	0	0	1		
	-	3	Bravo Moreno Hiram Said	L	0	0	0	0		
	-	5	Parra Valenzuela Victor Manuel	MB	3	1	0	4		
	-	8	Mendoza Burgueño Edgar Alejandro	S	0	1	0	1		
	-	11	Lopez Rios Brandon Gabriel	MB	3	0	1	4		
	-	16	Chávez Pasos Miguel Antonio	MB	2	1	1	4		
	-	17	Izaguirre Rodriguez Jesus Roman	L	0	0	0	0		
	-	18	Sanay Heredia Yasutaka	OH	0	1	0	1		
	-	22	Dominguez Carrillo Angel Ivan	OP	1	1	0	2		
	-	23	Sanchez Lopez Luis Antonio	OH	0	0	0	0		
	-	96	Garcia Resendiz Miguel Angel	S	1	0	0	1		
	Total Team						29	14	23	66
 Block	Rk	No	Name	Pos.	Kill Blocks	Faults	Rebounds	Total Attempts	Avg. by set	
	1	11	Lopez Rios Brandon Gabriel	MB	1	3	1	5	0.33	
		19	Hernandez Baca Luis David	OP	1	1	1	3	0.33	
		48	Hernandez Milantony Franky Adrian	OH	1	1	0	2	0.33	
	-	2	Hernández Cabrera Jorge Ariel	OH	0	1	0	1		
	-	3	Bravo Moreno Hiram Said	L	0	0	0	0		
	-	5	Parra Valenzuela Victor Manuel	MB	0	1	1	2		
	-	6	Lopez Rios Josue De Jesus	OH	0	2	0	2		
	-	8	Mendoza Burgueño Edgar Alejandro	S	0	0	0	0		
	-	16	Chávez Pasos Miguel Antonio	MB	0	1	1	2		
	-	17	Izaguirre Rodriguez Jesus Roman	L	0	0	0	0		
	-	18	Sanay Heredia Yasutaka	OH	0	1	0	1		
	-	22	Dominguez Carrillo Angel Ivan	OP	0	0	0	0		
	-	23	Sanchez Lopez Luis Antonio	OH	0	0	0	0		
	-	96	Garcia Resendiz Miguel Angel	S	0	1	0	1		
Total Team						3	12	4	19	1.00
 Serve	Rk	No	Name	Pos.	Aces	Faults	Serve Hits	Total Attempts	Avg. by set	
	1	6	Lopez Rios Josue De Jesus	OH	1	4	6	11	0.33	
	-	2	Hernández Cabrera Jorge Ariel	OH	0	1	3	4		
	-	3	Bravo Moreno Hiram Said	L	0	0	0	0		
	-	5	Parra Valenzuela Victor Manuel	MB	0	1	10	11		
	-	8	Mendoza Burgueño Edgar Alejandro	S	0	1	5	6		
	-	11	Lopez Rios Brandon Gabriel	MB	0	0	3	3		
	-	16	Chávez Pasos Miguel Antonio	MB	0	0	4	4		
	-	17	Izaguirre Rodriguez Jesus Roman	L	0	0	0	0		
	-	18	Sanay Heredia Yasutaka	OH	0	0	0	0		
	-	19	Hernandez Baca Luis David	OP	0	3	3	6		
	-	22	Dominguez Carrillo Angel Ivan	OP	0	0	1	1		
	-	23	Sanchez Lopez Luis Antonio	OH	0	0	0	0		
	-	48	Hernandez Milantony Franky Adrian	OH	0	1	7	8		
	-	96	Garcia Resendiz Miguel Angel	S	0	1	1	2		
Total Team						1	12	43	56	0.33
Team	Total Team					22	23		45	

 Dig	Rk	No	Name	Pos.	Digs	Faults	Receptions	Total Attempts	Avg. by set
	1	3	Bravo Moreno Hiram Said	L	4	1	2	7	1.33
2	8	Mendoza Burgueño Edgar Alejandro	S	3	2	0	5	1.00	
	48	Hernandez Milantony Franky Adrian	OH	3	0	1	4	1.00	
4	19	Hernandez Baca Luis David	OP	2	0	4	6	0.67	
5	2	Hernández Cabrera Jorge Ariel	OH	1	1	1	3	0.33	
	16	Chávez Pasos Miguel Antonio	MB	1	0	1	2	0.33	
-	5	Parra Valenzuela Victor Manuel	MB	0	1	1	2		
-	6	Lopez Rios Josue De Jesus	OH	0	0	2	2		
-	11	Lopez Rios Brandon Gabriel	MB	0	1	0	1		
-	17	Izaguirre Rodriguez Jesus Roman	L	0	0	0	0		
-	18	Sanay Heredia Yasutaka	OH	0	1	1	2		
-	22	Dominguez Carrillo Angel Ivan	OP	0	0	0	0		
-	23	Sanchez Lopez Luis Antonio	OH	0	0	0	0		
-	96	Garcia Resendiz Miguel Angel	S	0	1	0	1		
Total Team					14	8	13	35	4.67

 Set	Rk	No	Name	Pos.	Running Sets	Faults	Still Sets	Total Attempts	Avg. by set
	1	8	Mendoza Burgueño Edgar Alejandro	S	7	1	40	48	2.33
-	2	Hernández Cabrera Jorge Ariel	OH	0	0	0	0		
-	3	Bravo Moreno Hiram Said	L	0	0	3	3		
-	5	Parra Valenzuela Victor Manuel	MB	0	0	2	2		
-	6	Lopez Rios Josue De Jesus	OH	0	1	2	3		
-	11	Lopez Rios Brandon Gabriel	MB	0	0	1	1		
-	16	Chávez Pasos Miguel Antonio	MB	0	0	1	1		
-	17	Izaguirre Rodriguez Jesus Roman	L	0	0	0	0		
-	18	Sanay Heredia Yasutaka	OH	0	0	0	0		
-	19	Hernandez Baca Luis David	OP	0	0	0	0		
-	22	Dominguez Carrillo Angel Ivan	OP	0	0	0	0		
-	23	Sanchez Lopez Luis Antonio	OH	0	0	0	0		
-	48	Hernandez Milantony Franky Adrian	OH	0	0	1	1		
-	96	Garcia Resendiz Miguel Angel	S	0	1	9	10		
Total Team					7	3	59	69	2.33

 Reception	Rk	No	Name	Pos.	Excellents	Faults	Serve Receptions	Total Attempts	Eff. %
	1	3	Bravo Moreno Hiram Said	L	8	1	10	19	36.84
2	6	Lopez Rios Josue De Jesus	OH	3	2	12	17	5.88	
-	2	Hernández Cabrera Jorge Ariel	OH	4	0	3	7		
-	5	Parra Valenzuela Victor Manuel	MB	1	0	1	2		
-	8	Mendoza Burgueño Edgar Alejandro	S	0	0	1	1		
-	11	Lopez Rios Brandon Gabriel	MB	1	0	0	1		
-	16	Chávez Pasos Miguel Antonio	MB	0	0	0	0		
-	17	Izaguirre Rodriguez Jesus Roman	L	0	0	0	0		
-	18	Sanay Heredia Yasutaka	OH	1	0	1	2		
-	19	Hernandez Baca Luis David	OP	0	0	0	0		
-	22	Dominguez Carrillo Angel Ivan	OP	0	0	0	0		
-	23	Sanchez Lopez Luis Antonio	OH	0	0	0	0		
-	48	Hernandez Milantony Franky Adrian	OH	4	0	3	7		
-	96	Garcia Resendiz Miguel Angel	S	0	0	1	1		
Total Team					22	3	32	57	33.33

Limit: 20.00%