

P-2 Match result

Final 1-2 (Places 1 and 2)

Match: 11 **Date:** 30/06/2024 **Spectators:** 7,000
City: Santo Domingo
Hall: Palacio del Voleibol "Prof. Ricardo G. Arias"
Match duration: **Start:** 19:00 **End:** 22:07 **Total:** 2:12

Teams	Sets	1	2	3	4	5	Total
DOM	3	25	17	23	25	15	105
USA	2	15	25	25	16	11	92
Duration:		0:21	0:23	0:32	0:22	0:18	1:56

Referees:

DOM - Dominican Republic															
No	Name	Pos.	Line-up					Points by set					T.		
			1	2	3	4	5	1	2	3	4	5			
1	Arias	MB													
2	Rodriguez (L)	L	L	L	L	L									
3	Eve	MB	3	3	5	5	5	1	2	1	4	1	9		
4	Peralta	OH													
7	Marte (C)	S	1	1	3	3	3	2	1		1		4		
8	Tapia	OP	4	4	6	6	6	2	2	5	4		13		
11	Gonzalez	MB	7				7	7							
12	Perez	S					21								
15	Guillen	OH	21	8				21							
16	Peña Isabel	OH		21	21			8							
18	De La Cruz	OH	5	5	1	1	1	2	3		3	3	11		
20	Martinez	OH	2	2	4	4	4	6	3	4	5	7	25		
21	Jineiry	MB	6	6	2	2	2	2	2	5		2	11		
25	Larysmer (L)	L	L	L	L	L	L								
Coach:		Marcos Kwiek													
Assistant:		Rocha Pacheco Wagner Roberto													

USA - USA															
No	Name	Pos.	Line-up					Points by set					T.		
			1	2	3	4	5	1	2	3	4	5			
1	Babcock	OP	11	11	11	11	11	1			2	1	4		
2	Beason	OP	3	6	6	6	2	2	3	5	3	2	15		
3	Booth	MB					10								
4	Cresse	MB													
6	Fischer	MB	2	5	5	5	1	2	5	2			9		
7	Franklin	OH	4	1	1			3	6	2			11		
8	Hudson	OH	1	4	4	4	6	1	1	3	1		6		
9	Landfair	OH													
10	Louis	MB	5	2	2	2	4	2	2	2	5		11		
11	Miner (C)	S	6	3	3	3	5	1	2				3		
12	Mruzik	OH	10	2	7	1	3			2	2	2	6		
13	Rodriguez (L)	L	L	L	L	L	L				1		1		
14	Scott (L)	L													
19	Tuaniga	S	2	10	10	2	2								
Coach:		Brad Rostratter													
Assistant:		Charette Jonathan													

TEAMS AND PLAYERS PERFORMANCES

Won Points	Total Atts	No	Name
55	134	Total Team	
21	44	20	Martinez
11	36	8	Tapia
9	26	18	De La Cruz
13	52	Total Team	
3	18	3	Eve
3	7	20	Martinez
3	16	21	Jineiry
5	105	Total Team	
2	23	7	Marte
1	24	18	De La Cruz
1	17	20	Martinez
31		Total Team	
104	291	Total Team	
25	68	20	Martinez
13	49	8	Tapia
11	53	18	De La Cruz

Scoring Skills
Attack
Block
Serve
Opp. error
Total
Best scorers

Won Points	Total Atts	No	Name
54	138	Total Team	
14	28	2	Beason
9	18	7	Franklin
7	17	6	Fischer
10	40	Total Team	
4	12	10	Louis
2	11	6	Fischer
1	2	1	Babcock
2	92	Total Team	
1	8	7	Franklin
1	14	11	Miner
0	0	1	Babcock
27		Total Team	
93	270	Total Team	
15	45	2	Beason
11	28	7	Franklin
11	38	10	Louis

■ Starting line-up with position Atts = Attempts (C) = Captain MB = Middle blocker S = Setter
□ Substitute with shirt number Opp. = Opponent (L) / L = Libero OP = Opposite OH = Outside Hitter


P-3 Match players ranking
(Places 1 and 2)

Match: 11 **Date:** 30/06/2024 **Spectators:** 7,000
City: Santo Domingo
Hall: Palacio del Voleibol "Prof. Ricardo G. Arias"
Match duration: **Start:** 19:00 **End:** 22:07 **Total:** 2:12

Teams	Sets	1	2	3	4	5	Total
DOM	3	25	17	23	25	15	105
USA	2	15	25	25	16	11	92
Duration:		0:21	0:23	0:32	0:22	0:18	1:56




DOM • Dominican Republic



Attack

Limit: 15.00%

Rk	No	Name	Pos.	Attacks	Faults	Shots	Total Attempts	Succ. %
1	20	Martinez Brayelin Elizabeth	OH	21	3	20	44	47.73
2	18	De La Cruz De Peña Bethania	OH	9	3	14	26	34.62
3	8	Tapia Cruz Alondra Denis	OP	11	6	19	36	30.56
-	1	Arias Perez Candida Estefany	MB	0	0	0	0	
-	2	Rodriguez Duran Yaneirys	L	0	0	1	1	
-	3	Eve Mejia Lisvel Elisa	MB	6	2	0	8	
-	4	Peralta Luna Vielka Michelle	OH	0	0	0	0	
-	7	Marte Frica Niverka Dharlenis	S	1	0	1	2	
-	11	Gonzalez Geraldine Sthefany	MB	0	0	0	0	
-	12	Perez Javier Yokaty	S	0	0	1	1	
-	15	Guillen Paredes Madeline Jazmin	OH	0	2	2	4	
-	16	Peña Isabel Yonkaira Paola	OH	0	0	0	0	
-	21	Martinez Jineiry	MB	7	2	3	12	
-	25	Martinez Caro Larysmer	L	0	0	0	0	
Total Team				55	18	61	134	41.04



Block

Rk	No	Name	Pos.	Kill Blocks	Faults	Rebounds	Total Attempts	Avg. by set
1	3	Eve Mejia Lisvel Elisa	MB	3	6	9	18	0.60
	20	Martinez Brayelin Elizabeth	OH	3	2	2	7	0.60
	21	Martinez Jineiry	MB	3	6	7	16	0.60
4	8	Tapia Cruz Alondra Denis	OP	2	1	2	5	0.40
5	7	Marte Frica Niverka Dharlenis	S	1	1	1	3	0.20
	18	De La Cruz De Peña Bethania	OH	1	2	0	3	0.20
-	1	Arias Perez Candida Estefany	MB	0	0	0	0	
-	2	Rodriguez Duran Yaneirys	L	0	0	0	0	
-	4	Peralta Luna Vielka Michelle	OH	0	0	0	0	
-	11	Gonzalez Geraldine Sthefany	MB	0	0	0	0	
-	12	Perez Javier Yokaty	S	0	0	0	0	
-	15	Guillen Paredes Madeline Jazmin	OH	0	0	0	0	
-	16	Peña Isabel Yonkaira Paola	OH	0	0	0	0	
-	25	Martinez Caro Larysmer	L	0	0	0	0	
Total Team				13	18	21	52	2.60





Serve


Rk	No	Name	Pos.	Aces	Faults	Serve Hits	Total Attempts	Avg. by set
1	7	Marte Frica Niverka Dharlenis	S	2	2	19	23	0.40
2	18	De La Cruz De Peña Bethania	OH	1	2	21	24	0.20
	20	Martinez Brayelin Elizabeth	OH	1	3	13	17	0.20
	21	Martinez Jineiry	MB	1	3	8	12	0.20
-	1	Arias Perez Candida Estefany	MB	0	0	0	0	
-	2	Rodriguez Duran Yaneirys	L	0	0	0	0	
-	3	Eve Mejia Lisvel Elisa	MB	0	3	10	13	
-	4	Peralta Luna Vielka Michelle	OH	0	0	0	0	
-	8	Tapia Cruz Alondra Denis	OP	0	3	5	8	
-	11	Gonzalez Geraldine Sthefany	MB	0	0	0	0	
-	12	Perez Javier Yokaty	S	0	0	2	2	
-	15	Guillen Paredes Madeline Jazmin	OH	0	0	3	3	
-	16	Peña Isabel Yonkaira Paola	OH	0	1	1	2	
-	25	Martinez Caro Larysmer	L	0	0	1	1	
Total Team				5	17	83	105	1.00

P-3 Match players ranking
(Places 1 and 2)

Team	Total Team	31	16		47
------	------------	----	----	--	----

 Dig	Rk	No	Name	Pos.	Digs	Faults	Receptions	Total Attempts	Avg. by set
	1	25	Martinez Caro Larysmer	L	10	4	5	19	2.00
2	18	De La Cruz De Peña Bethania	OH	8	4	5	17	1.60	
3	3	Eve Mejia Lisvel Elisa	MB	5	1	2	8	1.00	
	8	Tapia Cruz Alondra Denis	OP	5	6	2	13	1.00	
5	21	Martinez Jineiry	MB	4	0	1	5	0.80	
6	7	Marte Frica Niverka Dharlenis	S	2	2	2	6	0.40	
	20	Martinez Brayelin Elizabeth	OH	2	2	7	11	0.40	
8	15	Guillen Paredes Madeline Jazmin	OH	1	1	0	2	0.20	
-	1	Arias Perez Candida Estefany	MB	0	0	0	0		
-	2	Rodriguez Duran Yaneirys	L	0	0	1	1		
-	4	Peralta Luna Vielka Michelle	OH	0	0	0	0		
-	11	Gonzalez Geraldine Sthefany	MB	0	0	0	0		
-	12	Perez Javier Yokaty	S	0	0	0	0		
-	16	Peña Isabel Yonkaira Paola	OH	0	0	1	1		
Total Team					37	20	26	83	7.40




 Set	Rk	No	Name	Pos.	Running Sets	Faults	Still Sets	Total Attempts	Avg. by set
	1	7	Marte Frica Niverka Dharlenis	S	6	1	103	110	1.20
-	1	Arias Perez Candida Estefany	MB	0	0	0	0		
-	2	Rodriguez Duran Yaneirys	L	0	0	0	0		
-	3	Eve Mejia Lisvel Elisa	MB	0	0	1	1		
-	4	Peralta Luna Vielka Michelle	OH	0	0	0	0		
-	8	Tapia Cruz Alondra Denis	OP	0	0	0	0		
-	11	Gonzalez Geraldine Sthefany	MB	0	0	0	0		
-	12	Perez Javier Yokaty	S	0	0	4	4		
-	15	Guillen Paredes Madeline Jazmin	OH	0	0	0	0		
-	16	Peña Isabel Yonkaira Paola	OH	0	0	0	0		
-	18	De La Cruz De Peña Bethania	OH	0	0	2	2		
-	20	Martinez Brayelin Elizabeth	OH	0	0	1	1		
-	21	Martinez Jineiry	MB	0	0	0	0		
-	25	Martinez Caro Larysmer	L	0	0	3	3		
Total Team					6	1	114	121	1.20

 Reception	Rk	No	Name	Pos.	Excellents	Faults	Serve Receptions	Total Attempts	Eff. %
	1	25	Martinez Caro Larysmer	L	16	1	6	23	65.22
2	18	De La Cruz De Peña Bethania	OH	8	0	12	20	40.00	
3	20	Martinez Brayelin Elizabeth	OH	7	1	20	28	21.43	
-	1	Arias Perez Candida Estefany	MB	0	0	0	0		
-	2	Rodriguez Duran Yaneirys	L	0	0	0	0		
-	3	Eve Mejia Lisvel Elisa	MB	0	0	0	0		
-	4	Peralta Luna Vielka Michelle	OH	0	0	0	0		
-	7	Marte Frica Niverka Dharlenis	S	0	0	0	0		
-	8	Tapia Cruz Alondra Denis	OP	0	0	1	1		
-	11	Gonzalez Geraldine Sthefany	MB	0	0	0	0		
-	12	Perez Javier Yokaty	S	0	0	0	0		
-	15	Guillen Paredes Madeline Jazmin	OH	0	0	0	0		
-	16	Peña Isabel Yonkaira Paola	OH	0	0	2	2		
-	21	Martinez Jineiry	MB	1	0	1	2		
Total Team					32	2	42	76	39.47

Limit: 20.00%





USA • USA


		Rk	No	Name	Pos.	Attacks	Faults	Shots	Total Attempts	Succ. %	
 Attack Limit: 15.00%	1	2	Beason Merritt	OP	14	7	7	28	50.00		
	2	8	Hudson Eva	OH	6	6	10	22	27.27		
	3	12	Mruzik Jessica	OH	6	5	17	28	21.43		
	-	1	Babcock Olivia	OP	3	1	3	7			
	-	3	Booth Carter	MB	0	0	0	0			
	-	4	Cresse Cara	MB	0	0	0	0			
	-	6	Fischer Sophia	MB	7	1	9	17			
	-	7	Franklin Sarah	OH	9	3	6	18			
	-	9	Landfair Taylor	OH	0	0	0	0			
	-	10	Louis Khori	MB	7	3	5	15			
	-	11	Miner Kamerynn	S	2	0	1	3			
	-	13	Rodriguez Alexis	L	0	0	0	0			
	-	14	Scott Elena	L	0	0	0	0			
	-	19	Tuaniga Amelia	S	0	0	0	0			
	Total Team						54	26	58	138	39.13
	 Block	Rk	No	Name	Pos.	Kill Blocks	Faults	Rebounds	Total Attempts	Avg. by set	
		1	10	Louis Khori	MB	4	6	2	12	0.80	
		2	6	Fischer Sophia	MB	2	3	6	11	0.40	
		3	1	Babcock Olivia	OP	1	1	0	2	0.20	
-		2	Beason Merritt	OP	1	2	2	5	0.20		
-		7	Franklin Sarah	OH	1	0	1	2	0.20		
-		3	Booth Carter	MB	0	0	0	0			
-		4	Cresse Cara	MB	0	0	0	0			
-		8	Hudson Eva	OH	0	1	0	1			
-		9	Landfair Taylor	OH	0	0	0	0			
-		11	Miner Kamerynn	S	0	4	1	5			
-		12	Mruzik Jessica	OH	0	1	0	1			
-		13	Rodriguez Alexis	L	0	0	1	1			
-		14	Scott Elena	L	0	0	0	0			
-		19	Tuaniga Amelia	S	0	0	0	0			
Total Team						9	18	13	40	1.80	
 Serve		Rk	No	Name	Pos.	Aces	Faults	Serve Hits	Total Attempts	Avg. by set	
		1	7	Franklin Sarah	OH	1	1	6	8	0.20	
		-	11	Miner Kamerynn	S	1	4	9	14	0.20	
	-	1	Babcock Olivia	OP	0	0	0	0			
	-	2	Beason Merritt	OP	0	2	10	12			
	-	3	Booth Carter	MB	0	0	0	0			
	-	4	Cresse Cara	MB	0	0	0	0			
	-	6	Fischer Sophia	MB	0	5	13	18			
	-	8	Hudson Eva	OH	0	0	15	15			
	-	9	Landfair Taylor	OH	0	0	0	0			
	-	10	Louis Khori	MB	0	1	10	11			
	-	12	Mruzik Jessica	OH	0	3	7	10			
	-	13	Rodriguez Alexis	L	0	0	0	0			
	-	14	Scott Elena	L	0	0	0	0			
	-	19	Tuaniga Amelia	S	0	1	3	4			
	Total Team						2	17	73	92	0.40
	Team	Total Team					27	25		52	

P-3 Match players ranking

(Places 1 and 2)

 Dig	Rk	No	Name	Pos.	Digs	Faults	Receptions	Total Attempts	Avg. by set
	1	8	Hudson Eva	OH	16	0	5	21	3.20
	2	13	Rodriguez Alexis	L	10	4	3	17	2.00
	3	2	Beason Merritt	OP	6	1	1	8	1.20
	4	7	Franklin Sarah	OH	4	1	2	7	0.80
		11	Miner Kamerynn	S	4	2	8	14	0.80
		12	Mruzik Jessica	OH	4	1	3	8	0.80
	7	1	Babcock Olivia	OP	3	0	0	3	0.60
		10	Louis Khori	MB	3	2	0	5	0.60
	9	6	Fischer Sophia	MB	2	1	1	4	0.40
	19	Tuaniga Amelia	S	2	0	0	2	0.40	
	11	3	Booth Carter	MB	1	0	0	1	0.20
-	4	Cresse Cara	MB	0	0	0	0		
-	9	Landfair Taylor	OH	0	0	0	0		
-	14	Scott Elena	L	0	0	0	0		
Total Team					55	12	23	90	11.00

 Set	Rk	No	Name	Pos.	Running Sets	Faults	Still Sets	Total Attempts	Avg. by set
	1	11	Miner Kamerynn	S	4	1	96	101	0.80
	-	1	Babcock Olivia	OP	0	0	1	1	
	-	2	Beason Merritt	OP	0	0	0	0	
	-	3	Booth Carter	MB	0	0	0	0	
	-	4	Cresse Cara	MB	0	0	0	0	
	-	6	Fischer Sophia	MB	0	0	1	1	
	-	7	Franklin Sarah	OH	0	0	0	0	
	-	8	Hudson Eva	OH	0	0	1	1	
	-	9	Landfair Taylor	OH	0	0	0	0	
-	10	Louis Khori	MB	0	0	1	1		
-	12	Mruzik Jessica	OH	0	1	1	2		
-	13	Rodriguez Alexis	L	0	0	8	8		
-	14	Scott Elena	L	0	0	0	0		
-	19	Tuaniga Amelia	S	0	0	11	11		
Total Team					4	2	120	126	0.80

 Reception Limit: 20.00%	Rk	No	Name	Pos.	Excellents	Faults	Serve Receptions	Total Attempts	Eff. %
	1	13	Rodriguez Alexis	L	27	2	3	32	78.13
	2	8	Hudson Eva	OH	16	1	15	32	46.88
	-	1	Babcock Olivia	OP	0	0	0	0	
	-	2	Beason Merritt	OP	0	0	0	0	
	-	3	Booth Carter	MB	0	0	0	0	
	-	4	Cresse Cara	MB	0	0	0	0	
	-	6	Fischer Sophia	MB	0	0	0	0	
	-	7	Franklin Sarah	OH	4	1	3	8	
	-	9	Landfair Taylor	OH	0	0	0	0	
-	10	Louis Khori	MB	0	0	0	0		
-	11	Miner Kamerynn	S	0	0	1	1		
-	12	Mruzik Jessica	OH	8	1	5	14		
-	14	Scott Elena	L	0	0	0	0		
-	19	Tuaniga Amelia	S	0	0	0	0		
Total Team					55	5	27	87	57.47