



Men's NORCECA Final Six 2024

P-2 Match result
Round Robin



Match: 2 **Date:** 20/08/2024 **Spectators:** 168
City: Gatineau
Hall: Centre Slush Puppie
Match duration: **Start:** 16:30 **End:** 18:32 **Total:** 2:02

Teams	Sets	1	2	3	4	5	Total
USA	3	28	22	25	25		100
DOM	1	26	25	19	16		86
Duration:		0:39	0:26	0:23	0:22		1:50

Referees: 1st: Ricardo Borroto Iglesias (CUB) 2nd: Matthew Van Raalte (CAN)

USA - USA													
No	Name	Pos.	Line-up					Points by set					T.
			1	2	3	4	5	1	2	3	4	5	
2	Robinson	OH	4	5	4	6		8	7	3	5		23
5	Sloane	OP	6	1	28			1	2				3
8	Flexen	OH	1	2	1	3		5	3	6	3		17
10	Rama	OP	28	28	6	2				6	3		9
11	Knight	OH	8	8	8								
12	Wong Diallo	MB											
13	Rottman	OH									2		2
18	Dvorak	S	23	23				1					1
20	Ezeonu	MB	2	3	2	4		3	4	1	3		11
21	Briggs (C) (L)	L	L	L	L	L							
22	McIntosh (L)	L											
23	McRaven	MB	5	6	5	1		2	3	2	3		10
28	Slight	S	3	4	3	5			1	3			4
30	Braun	MB											

Coach: Andy Read
Assistant: McMillan Colin

DOM - Dominican Republic													
No	Name	Pos.	Line-up					Points by set					T.
			1	2	3	4	5	1	2	3	4	5	
2	Molina	OH	5	6	6			4	4	2	2		12
4	Andujar	OP											
5	Jimenez (L)	L	L	L	L	L							
6	Figueroa	OP	4	5	5	5		6	3	5	3		17
7	De Jesus	S	1	2	2				1	1			2
8	Gomez	OH			18								
9	Almonte (L)	L	L	L	L	L							
12	Rojas	OH	7			6							
13	Antigua	MB											
14	Ramirez	S	6			2						1	1
15	Rosario	MB	6	1	1	1		1		2			3
16	Torres	MB	3	4									
18	Ortiz	MB		16	4	4			2	2	1		5
19	Cruz (C)	OH	2	3	3	3		5	2	4	1		12

Coach: José Dante Aristides Mañon Torres
Assistant: Reinoso Soto Luis David

TEAMS AND PLAYERS PERFORMANCES

Won Points	Total Atts	No	Name
62	116	Total Team	
19	35	2	Robinson
14	24	8	Flexen
9	17	10	Rama
13	40	Total Team	
5	17	23	McRaven
3	6	2	Robinson
2	2	8	Flexen
5	99	Total Team	
2	21	20	Ezeonu
1	16	2	Robinson
1	10	8	Flexen
20		Total Team	
100	255	Total Team	

Scoring Skills
Attack
Block
Serve
Opp. error
Total
Best scorers

Won Points	Total Atts	No	Name
42	115	Total Team	
14	40	6	Figueroa
12	25	2	Molina
10	30	19	Cruz
7	24	Total Team	
3	5	18	Ortiz
2	2	6	Figueroa
1	2	7	De Jesus
3	87	Total Team	
1	14	6	Figueroa
1	15	7	De Jesus
1	17	19	Cruz
34		Total Team	
86	226	Total Team	
17	56	6	Figueroa
12	37	2	Molina
12	51	19	Cruz

■ Starting line-up with position Atts = Attempts (C) = Captain MB = Middle blocker S = Setter
□ Substitute with shirt number Opp. = Opponent (L) / L = Libero OP = Opposite OH = Outside Hitter





Men's NORCECA Final Six 2024

P-3 Match players ranking




Match: 2 **Date: 20/08/2024** **Spectators: 168**
City: Gatineau
Hall: Centre Slush Puppie
Match duration: **Start: 16:30** **End: 18:37** **Total: 2:07**

Teams	Sets	1	2	3	4	5	Total
USA	3	28	22	25	25		100
DOM	1	26	25	19	16		86
Duration:		0:39	0:26	0:23	0:22		1:50




USA • USA



Attack


Limit: 15.00%

Rk	No	Name	Pos.	Attacks	Faults	Shots	Total Attempts	Succ. %
1	8	Flexen Nolan	OH	14	3	7	24	58.33
2	2	Robinson Cooper	OH	19	8	8	35	54.29
-	5	Sloane Grant	OP	3	3	5	11	
-	10	Rama Zachary	OP	9	4	4	17	
-	11	Knight Alexander	OH	0	0	0	0	
-	12	Wong Diallo Micah	MB	0	0	0	0	
-	13	Rottman William	OH	2	0	2	4	
-	18	Dvorak Bryce	S	0	0	0	0	
-	20	Ezeonu Tobenna	MB	8	1	2	11	
-	21	Briggs Mason	L	0	0	0	0	
-	22	McIntosh Timothy	L	0	0	0	0	
-	23	McRaven DiAeris	MB	5	2	4	11	
-	28	Slight Nicholas	S	2	0	1	3	
-	30	Braun Benjamin	MB	0	0	0	0	
Total Team				62	21	33	116	53.45



Block

Rk	No	Name	Pos.	Kill Blocks	Faults	Rebounds	Total Attempts	Avg. by set
1	23	McRaven DiAeris	MB	5	5	7	17	1.25
2	2	Robinson Cooper	OH	3	1	2	6	0.75
3	8	Flexen Nolan	OH	2	0	0	2	0.50
	28	Slight Nicholas	S	2	2	0	4	0.50
5	20	Ezeonu Tobenna	MB	1	3	4	8	0.25
-	5	Sloane Grant	OP	0	2	0	2	
-	10	Rama Zachary	OP	0	1	0	1	
-	11	Knight Alexander	OH	0	0	0	0	
-	12	Wong Diallo Micah	MB	0	0	0	0	
-	13	Rottman William	OH	0	0	0	0	
-	18	Dvorak Bryce	S	0	0	0	0	
-	21	Briggs Mason	L	0	0	0	0	
-	22	McIntosh Timothy	L	0	0	0	0	
-	30	Braun Benjamin	MB	0	0	0	0	
Total Team				13	14	13	40	3.25



Serve

Rk	No	Name	Pos.	Aces	Faults	Serve Hits	Total Attempts	Avg. by set
1	20	Ezeonu Tobenna	MB	2	4	15	21	0.50
2	2	Robinson Cooper	OH	1	8	7	16	0.25
	8	Flexen Nolan	OH	1	4	5	10	0.25
	18	Dvorak Bryce	S	1	0	2	3	0.25
-	5	Sloane Grant	OP	0	2	5	7	
-	10	Rama Zachary	OP	0	1	8	9	
-	11	Knight Alexander	OH	0	2	3	5	
-	12	Wong Diallo Micah	MB	0	0	0	0	
-	13	Rottman William	OH	0	0	4	4	
-	21	Briggs Mason	L	0	0	0	0	
-	22	McIntosh Timothy	L	0	0	0	0	
-	23	McRaven DiAeris	MB	0	0	7	7	
-	28	Slight Nicholas	S	0	0	17	17	
-	30	Braun Benjamin	MB	0	0	0	0	
Total Team				5	21	73	99	1.25







Men's NORCECA Final Six 2024


P-3 Match players ranking



Team	Total Team	20	14		34	
------	------------	----	----	--	----	--

 Dig	Rk	No	Name	Pos.	Digs	Faults	Receptions	Total Attempts	Avg. by set
	1	2	Robinson Cooper	OH	8	0	1	9	2.00
	2	10	Rama Zachary	OP	7	2	0	9	1.75
		21	Briggs Mason	L	7	0	0	7	1.75
		28	Slight Nicholas	S	7	5	2	14	1.75
	5	8	Flexen Nolan	OH	3	3	1	7	0.75
	6	5	Sloane Grant	OP	2	3	1	6	0.50
	7	11	Knight Alexander	OH	1	0	0	1	0.25
		20	Ezeonu Tobenna	MB	1	1	0	2	0.25
		23	McRaven DiAeris	MB	1	2	1	4	0.25
-	12	Wong Diallo Micah	MB	0	0	0	0		
-	13	Rottman William	OH	0	0	0	0		
-	18	Dvorak Bryce	S	0	0	0	0		
-	22	McIntosh Timothy	L	0	0	0	0		
-	30	Braun Benjamin	MB	0	0	0	0		
Total Team					37	16	6	59	9.25




 Set	Rk	No	Name	Pos.	Running Sets	Faults	Still Sets	Total Attempts	Avg. by set
	1	28	Slight Nicholas	S	37	0	56	93	9.25
	2	21	Briggs Mason	L	1	0	8	9	0.25
	-	2	Robinson Cooper	OH	0	0	1	1	
	-	5	Sloane Grant	OP	0	0	1	1	
	-	8	Flexen Nolan	OH	0	0	1	1	
	-	10	Rama Zachary	OP	0	0	2	2	
	-	11	Knight Alexander	OH	0	0	0	0	
	-	12	Wong Diallo Micah	MB	0	0	0	0	
	-	13	Rottman William	OH	0	0	0	0	
-	18	Dvorak Bryce	S	0	0	0	0		
-	20	Ezeonu Tobenna	MB	0	0	1	1		
-	22	McIntosh Timothy	L	0	0	0	0		
-	23	McRaven DiAeris	MB	0	0	1	1		
-	30	Braun Benjamin	MB	0	0	0	0		
Total Team					38	0	71	109	9.50

 Reception Limit: 20.00%	Rk	No	Name	Pos.	Excellents	Faults	Serve Receptions	Total Attempts	Eff. %
	1	21	Briggs Mason	L	13	0	5	18	72.22
	2	2	Robinson Cooper	OH	21	1	23	45	44.44
	-	5	Sloane Grant	OP	0	0	0	0	
	-	8	Flexen Nolan	OH	6	0	2	8	
	-	10	Rama Zachary	OP	0	0	0	0	
	-	11	Knight Alexander	OH	1	0	1	2	
	-	12	Wong Diallo Micah	MB	0	0	0	0	
	-	13	Rottman William	OH	0	0	1	1	
	-	18	Dvorak Bryce	S	0	0	0	0	
-	20	Ezeonu Tobenna	MB	0	0	0	0		
-	22	McIntosh Timothy	L	0	0	0	0		
-	23	McRaven DiAeris	MB	0	0	0	0		
-	28	Slight Nicholas	S	0	0	1	1		
-	30	Braun Benjamin	MB	0	0	0	0		
Total Team					41	1	33	75	53.33





DOM • Dominican Republic


		Rk	No	Name	Pos.	Attacks	Faults	Shots	Total Attempts	Succ. %	
 Attack Limit: 15.00%	1	2	Molina Rodriguez Ronny Albert	OH	12	3	10	25	48.00		
	2	6	Figueroa Lantigua Adrian Jose	OP	14	8	18	40	35.00		
	3	19	Cruz Cepin Hector Alexis	OH	10	7	13	30	33.33		
	-	4	Andujar Cristofer Daniel	OP	0	0	0	0			
	-	5	Jimenez Guzman Eliander	L	0	0	0	0			
	-	7	De Jesus Hernandez Juan José	S	0	0	1	1			
	-	8	Gomez Cuello Elixander Antonio	OH	0	0	0	0			
	-	9	Almonte Bismal Rafael	L	0	0	0	0			
	-	12	Rojas De Jesús Edwad Domingo	OH	0	1	3	4			
	-	13	Antigua Belen Franklin	MB	0	0	0	0			
	-	14	Ramirez Dacay Luke Harrison	S	1	0	0	1			
	-	15	Rosario Adames Luther Hadasher	MB	3	1	2	6			
	-	16	Torres Valera Mario Antonio	MB	0	0	0	0			
	-	18	Ortiz Valdez Moises Alexander	MB	2	2	4	8			
	Total Team						42	22	51	115	36.52
	 Block	Rk	No	Name	Pos.	Kill Blocks	Faults	Rebounds	Total Attempts	Avg. by set	
		1	18	Ortiz Valdez Moises Alexander	MB	3	2	0	5	0.75	
		2	6	Figueroa Lantigua Adrian Jose	OP	2	0	0	2	0.50	
3		7	De Jesus Hernandez Juan José	S	1	0	1	2	0.25		
-		19	Cruz Cepin Hector Alexis	OH	1	3	0	4	0.25		
-		2	Molina Rodriguez Ronny Albert	OH	0	1	1	2			
-		4	Andujar Cristofer Daniel	OP	0	0	0	0			
-		5	Jimenez Guzman Eliander	L	0	0	0	0			
-		8	Gomez Cuello Elixander Antonio	OH	0	0	0	0			
-		9	Almonte Bismal Rafael	L	0	0	0	0			
-		12	Rojas De Jesús Edwad Domingo	OH	0	1	0	1			
-		13	Antigua Belen Franklin	MB	0	0	0	0			
-		14	Ramirez Dacay Luke Harrison	S	0	1	0	1			
-		15	Rosario Adames Luther Hadasher	MB	0	3	1	4			
-		16	Torres Valera Mario Antonio	MB	0	2	1	3			
Total Team						7	13	4	24	1.75	
 Serve		Rk	No	Name	Pos.	Aces	Faults	Serve Hits	Total Attempts	Avg. by set	
	1	6	Figueroa Lantigua Adrian Jose	OP	1	1	12	14	0.25		
	-	7	De Jesus Hernandez Juan José	S	1	0	14	15	0.25		
	-	19	Cruz Cepin Hector Alexis	OH	1	4	12	17	0.25		
	-	2	Molina Rodriguez Ronny Albert	OH	0	4	6	10			
	-	4	Andujar Cristofer Daniel	OP	0	0	0	0			
	-	5	Jimenez Guzman Eliander	L	0	0	0	0			
	-	8	Gomez Cuello Elixander Antonio	OH	0	0	2	2			
	-	9	Almonte Bismal Rafael	L	0	0	0	0			
	-	12	Rojas De Jesús Edwad Domingo	OH	0	0	2	2			
	-	13	Antigua Belen Franklin	MB	0	0	0	0			
	-	14	Ramirez Dacay Luke Harrison	S	0	0	3	3			
	-	15	Rosario Adames Luther Hadasher	MB	0	1	12	13			
	-	16	Torres Valera Mario Antonio	MB	0	0	4	4			
	-	18	Ortiz Valdez Moises Alexander	MB	0	0	7	7			
	Total Team						3	10	74	87	0.75
	Team	Total Team					34	35		69	





Men's NORCECA Final Six 2024

P-3 Match players ranking



 Dig	Rk	No	Name	Pos.	Digs	Faults	Receptions	Total Attempts	Avg. by set
	1	9	Almonte Bismal Rafael	L	8	4	1	13	2.00
	2	19	Cruz Cepin Hector Alexis	OH	6	2	1	9	1.50
	3	2	Molina Rodriguez Ronny Albert	OH	4	1	0	5	1.00
	4	7	De Jesus Hernandez Juan José	S	3	1	0	4	0.75
		15	Rosario Adames Luther Hadasher	MB	3	0	0	3	0.75
	6	5	Jimenez Guzman Eliander	L	2	0	0	2	0.50
	7	6	Figueroa Lantigua Adrian Jose	OP	1	2	0	3	0.25
		8	Gomez Cuello Elixander Antonio	OH	1	0	0	1	0.25
		12	Rojas De Jesús Edwad Domingo	OH	1	0	0	1	0.25
	16	Torres Valera Mario Antonio	MB	1	0	0	1	0.25	
-	4	Andujar Cristofer Daniel	OP	0	0	0	0		
-	13	Antigua Belen Franklin	MB	0	0	0	0		
-	14	Ramirez Dacay Luke Harrison	S	0	0	0	0		
-	18	Ortiz Valdez Moises Alexander	MB	0	2	0	2		
Total Team					30	12	2	44	7.50

 Set	Rk	No	Name	Pos.	Running Sets	Faults	Still Sets	Total Attempts	Avg. by set
	1	7	De Jesus Hernandez Juan José	S	16	0	52	68	4.00
	2	14	Ramirez Dacay Luke Harrison	S	8	0	20	28	2.00
	-	2	Molina Rodriguez Ronny Albert	OH	0	0	1	1	
	-	4	Andujar Cristofer Daniel	OP	0	0	0	0	
	-	5	Jimenez Guzman Eliander	L	0	0	1	1	
	-	6	Figueroa Lantigua Adrian Jose	OP	0	0	0	0	
	-	8	Gomez Cuello Elixander Antonio	OH	0	0	0	0	
	-	9	Almonte Bismal Rafael	L	0	1	5	6	
	-	12	Rojas De Jesús Edwad Domingo	OH	0	0	0	0	
-	13	Antigua Belen Franklin	MB	0	0	0	0		
-	15	Rosario Adames Luther Hadasher	MB	0	0	3	3		
-	16	Torres Valera Mario Antonio	MB	0	0	0	0		
-	18	Ortiz Valdez Moises Alexander	MB	0	0	1	1		
-	19	Cruz Cepin Hector Alexis	OH	0	0	0	0		
Total Team					24	1	83	108	6.00

 Reception	Rk	No	Name	Pos.	Excellents	Faults	Serve Receptions	Total Attempts	Eff. %
	1	19	Cruz Cepin Hector Alexis	OH	9	0	13	22	40.91
	2	2	Molina Rodriguez Ronny Albert	OH	9	1	13	23	34.78
	-	4	Andujar Cristofer Daniel	OP	0	0	0	0	
	-	5	Jimenez Guzman Eliander	L	4	0	0	4	
	-	6	Figueroa Lantigua Adrian Jose	OP	0	0	0	0	
	-	7	De Jesus Hernandez Juan José	S	0	1	2	3	
	-	8	Gomez Cuello Elixander Antonio	OH	0	0	0	0	
	-	9	Almonte Bismal Rafael	L	3	3	8	14	
	-	12	Rojas De Jesús Edwad Domingo	OH	3	0	5	8	
-	13	Antigua Belen Franklin	MB	0	0	0	0		
-	14	Ramirez Dacay Luke Harrison	S	0	0	0	0		
-	15	Rosario Adames Luther Hadasher	MB	1	0	2	3		
-	16	Torres Valera Mario Antonio	MB	0	0	0	0		
-	18	Ortiz Valdez Moises Alexander	MB	0	0	1	1		
Total Team					29	5	44	78	30.77

Limit: 20.00%

