



Men's NORCECA Final Six 2024

P-2 Match result

Round Robin

Match: 7 **Date:** 22/08/2024 **Spectators:**
City: Gatineau
Hall: Centre Slush Puppie
Match duration: **Start:** 14:30 **End:** 15:49 **Total:** 1:19

Teams	Sets	1	2	3	4	5	Total
USA	3	25	25	25			75
PUR	0	15	21	23			59
Duration:		0:19	0:25	0:29			1:13

Referees: 1st: Yuri R. Ramirez Ortiz (DOM) 2nd: Matthew Van Raalte (CAN)

USA - USA															
No	Name	Pos.	Line-up					Points by set					T.		
			1	2	3	4	5	1	2	3	4	5			
2	Robinson	OH													
5	Sloane	OP	3	3	3					6	5	5			16
8	Flexen	OH	4	4	4					3	4	4			11
10	Rama	OP													
11	Knight	OH												1	1
12	Wong Diallo	MB	5	5	5					3	2	3			8
13	Rottman	OH	1	1	1					3	5	3			11
18	Dvorak	S													
20	Ezeonu	MB													
21	Briggs (C) (L)	L	L	L	L										
22	McIntosh (L)	L	L	L	L										
23	McRaven	MB													
28	Slight	S	6	6	6					2		1			3
30	Braun	MB	2	2	2					4	6	2			12

Coach: Andy Read
Assistant: McMillan Colin

PUR - Puerto Rico															
No	Name	Pos.	Line-up					Points by set					T.		
			1	2	3	4	5	1	2	3	4	5			
1	Rivera	OH	5												
2	Lawrence	OH	2	3	2					3	3	6			12
4	Del Valle (C) (L)	L	L	L	L										
10	Carrillo	S	1										2		2
12	Rosado	MB	6							1					1
13	Melendez	OH		6	5						1	2			3
14	Estrada	S	10	2	1										
16	Ellis	OP	4	5	4					1	2	5			8
19	Rosa	OP													
21	Figueroa	MB	3	4	3					2	3	3			8
22	Feliciano	OH	1												
26	De La Cruz	MB	12	1	6					1	1	4			6

Coach: Oswald Antonetti Cameron
Assistant: Lawrence Garcia Ramon Alfredo

TEAMS AND PLAYERS PERFORMANCES

Won Points	Total Atts	No	Name
47	94	Total Team	
15	24	5	Sloane
9	22	8	Flexen
7	15	13	Rottman
9	31	Total Team	
3	7	13	Rottman
3	10	30	Braun
1	1	5	Sloane
6	73	Total Team	
2	12	30	Braun
1	10	8	Flexen
1	13	12	Wong Diallo
13		Total Team	
75	198	Total Team	

Scoring Skills
Attack
Block
Serve
Opp. error
Total

Won Points	Total Atts	No	Name
33	99	Total Team	
9	26	2	Lawrence
7	34	16	Ellis
7	9	21	Figueroa
6	28	Total Team	
3	9	2	Lawrence
2	2	10	Carrillo
1	4	16	Ellis
1	61	Total Team	
1	12	21	Figueroa
0	1	1	Rivera
0	9	2	Lawrence
19		Total Team	
59	188	Total Team	

16	38	5	Sloane
12	34	30	Braun
11	37	8	Flexen

Best scorers			
12	44	2	Lawrence
8	45	16	Ellis
8	29	21	Figueroa

Starting line-up with position Atts = Attempts (C) = Captain MB = Middle blocker S = Setter
Substitute with shirt number Opp. = Opponent (L) / L = Libero OP = Opposite OH = Outside Hitter





Men's NORCECA Final Six 2024

P-3 Match players ranking



Match: 7 **Date:** 22/08/2024 **Spectators:**
City: Gatineau
Hall: Centre Slush Puppie
Match duration: **Start:** 14:30 **End:** 15:55 **Total:** 1:25

Teams	Sets	1	2	3	4	5	Total
USA	3	25	25	25			75
PUR	0	15	21	23			59
Duration:		0:19	0:25	0:29			1:13



USA • USA

Attack

Limit: 15.00%

Rk	No	Name	Pos.	Attacks	Faults	Shots	Total Attempts	Succ. %
1	5	Sloane Grant	OP	15	5	4	24	62.50
2	13	Rottman William	OH	7	3	5	15	46.67
3	8	Flexen Nolan	OH	9	2	11	22	40.91
-	2	Robinson Cooper	OH	0	0	0	0	
-	10	Rama Zachary	OP	0	0	0	0	
-	11	Knight Alexander	OH	1	2	5	8	
-	12	Wong Diallo Micah	MB	6	0	5	11	
-	18	Dvorak Bryce	S	0	0	0	0	
-	20	Ezeonu Tobenna	MB	0	0	0	0	
-	21	Briggs Mason	L	0	0	0	0	
-	22	McIntosh Timothy	L	0	0	0	0	
-	23	McRaven DiAeris	MB	0	0	0	0	
-	28	Slight Nicholas	S	2	0	0	2	
-	30	Braun Benjamin	MB	7	2	3	12	
Total Team				47	14	33	94	50.00

Block


Rk	No	Name	Pos.	Kill Blocks	Faults	Rebounds	Total Attempts	Avg. by set
1	13	Rottman William	OH	3	2	2	7	1.00
	30	Braun Benjamin	MB	3	4	3	10	1.00
3	5	Sloane Grant	OP	1	0	0	1	0.33
	8	Flexen Nolan	OH	1	1	3	5	0.33
	12	Wong Diallo Micah	MB	1	3	2	6	0.33
-	2	Robinson Cooper	OH	0	0	0	0	
-	10	Rama Zachary	OP	0	0	0	0	
-	11	Knight Alexander	OH	0	0	0	0	
-	18	Dvorak Bryce	S	0	0	0	0	
-	20	Ezeonu Tobenna	MB	0	0	0	0	
-	21	Briggs Mason	L	0	0	0	0	
-	22	McIntosh Timothy	L	0	0	0	0	
-	23	McRaven DiAeris	MB	0	0	0	0	
-	28	Slight Nicholas	S	0	0	2	2	
Total Team				9	10	12	31	3.00


Serve


Rk	No	Name	Pos.	Aces	Faults	Serve Hits	Total Attempts	Avg. by set
1	30	Braun Benjamin	MB	2	3	7	12	0.67
2	8	Flexen Nolan	OH	1	1	8	10	0.33
	12	Wong Diallo Micah	MB	1	1	11	13	0.33
	13	Rottman William	OH	1	3	7	11	0.33
	28	Slight Nicholas	S	1	0	8	9	0.33
-	2	Robinson Cooper	OH	0	0	2	2	
-	5	Sloane Grant	OP	0	2	11	13	
-	10	Rama Zachary	OP	0	0	0	0	
-	11	Knight Alexander	OH	0	0	3	3	
-	18	Dvorak Bryce	S	0	0	0	0	
-	20	Ezeonu Tobenna	MB	0	0	0	0	
-	21	Briggs Mason	L	0	0	0	0	
-	22	McIntosh Timothy	L	0	0	0	0	
-	23	McRaven DiAeris	MB	0	0	0	0	
Total Team				6	10	57	73	2.00



Team	Total Team	13	19		32	
------	------------	----	----	--	----	--

 Dig	Rk	No	Name	Pos.	Digs	Faults	Receptions	Total Attempts	Avg. by set
	1	28	Slight Nicholas	S	9	1	0	10	3.00
	2	22	McIntosh Timothy	L	8	1	0	9	2.67
	3	5	Sloane Grant	OP	6	1	3	10	2.00
	4	8	Flexen Nolan	OH	3	0	1	4	1.00
		11	Knight Alexander	OH	3	0	1	4	1.00
	6	13	Rottman William	OH	2	0	2	4	0.67
	7	21	Briggs Mason	L	1	0	0	1	0.33
		30	Braun Benjamin	MB	1	0	1	2	0.33
	-	2	Robinson Cooper	OH	0	0	0	0	
-	10	Rama Zachary	OP	0	0	0	0		
-	12	Wong Diallo Micah	MB	0	1	1	2		
-	18	Dvorak Bryce	S	0	0	0	0		
-	20	Ezeonu Tobenna	MB	0	0	0	0		
-	23	McRaven DiAeris	MB	0	0	0	0		
Total Team					33	4	9	46	11.00


 Set	Rk	No	Name	Pos.	Running Sets	Faults	Still Sets	Total Attempts	Avg. by set
	1	28	Slight Nicholas	S	16	1	58	75	5.33
	2	5	Sloane Grant	OP	1	0	0	1	0.33
		13	Rottman William	OH	1	0	3	4	0.33
		21	Briggs Mason	L	1	0	3	4	0.33
	-	2	Robinson Cooper	OH	0	0	0	0	
	-	8	Flexen Nolan	OH	0	0	1	1	
	-	10	Rama Zachary	OP	0	0	0	0	
	-	11	Knight Alexander	OH	0	0	0	0	
	-	12	Wong Diallo Micah	MB	0	0	0	0	
-	18	Dvorak Bryce	S	0	0	0	0		
-	20	Ezeonu Tobenna	MB	0	0	0	0		
-	22	McIntosh Timothy	L	0	0	3	3		
-	23	McRaven DiAeris	MB	0	0	0	0		
-	30	Braun Benjamin	MB	0	0	0	0		
Total Team					19	1	68	88	6.33


 Reception	Rk	No	Name	Pos.	Excellents	Faults	Serve Receptions	Total Attempts	Eff. %
	1	21	Briggs Mason	L	11	0	5	16	68.75
	2	13	Rottman William	OH	8	0	14	22	36.36
	3	8	Flexen Nolan	OH	5	1	9	15	26.67
	-	2	Robinson Cooper	OH	0	0	0	0	
	-	5	Sloane Grant	OP	0	0	1	1	
	-	10	Rama Zachary	OP	0	0	0	0	
	-	11	Knight Alexander	OH	0	0	2	2	
	-	12	Wong Diallo Micah	MB	0	0	0	0	
	-	18	Dvorak Bryce	S	0	0	0	0	
-	20	Ezeonu Tobenna	MB	0	0	0	0		
-	22	McIntosh Timothy	L	0	0	0	0		
-	23	McRaven DiAeris	MB	0	0	0	0		
-	28	Slight Nicholas	S	0	0	0	0		
-	30	Braun Benjamin	MB	0	0	0	0		
Total Team					24	1	31	56	41.07


Limit: 20.00%




PUR • Puerto Rico


 Attack Limit: 15.00%	Rk	No	Name	Pos.	Attacks	Faults	Shots	Total Attempts	Succ. %
	1	2	Lawrence Vidal Klistan	OH	9	4	13	26	34.62
	2	16	Ellis Carballo Jamal	OP	7	9	18	34	20.59
	3	13	Melendez Watts Axel Gabriel	OH	3	1	11	15	20.00
	-	1	Rivera George Lorenzo Antonio	OH	0	2	1	3	
	-	4	Del Valle Dennis	L	0	0	0	0	
	-	10	Carrillo Rodriguez Sergio Andres	S	0	0	0	0	
	-	12	Rosado Pineda Ramon Andres	MB	1	1	0	2	
	-	14	Estrada Fernandez Diego Jose	S	0	0	1	1	
	-	19	Rosa Fuentes Gabriel Jose	OP	0	0	0	0	
-	21	Figueroa Torrens Janluar	MB	7	0	2	9		
-	22	Feliciano Bengoa Antonio Luis	OH	0	0	2	2		
-	26	De La Cruz Martinez Michael Dario	MB	6	0	1	7		
Total Team					33	17	49	99	33.33


 Block	Rk	No	Name	Pos.	Kill Blocks	Faults	Rebounds	Total Attempts	Avg. by set
	1	2	Lawrence Vidal Klistan	OH	3	4	2	9	1.00
	2	10	Carrillo Rodriguez Sergio Andres	S	2	0	0	2	0.67
	3	16	Ellis Carballo Jamal	OP	1	1	2	4	0.33
	-	1	Rivera George Lorenzo Antonio	OH	0	2	0	2	
	-	4	Del Valle Dennis	L	0	0	0	0	
	-	12	Rosado Pineda Ramon Andres	MB	0	1	0	1	
	-	13	Melendez Watts Axel Gabriel	OH	0	1	0	1	
	-	14	Estrada Fernandez Diego Jose	S	0	0	0	0	
	-	19	Rosa Fuentes Gabriel Jose	OP	0	0	0	0	
-	21	Figueroa Torrens Janluar	MB	0	4	4	8		
-	22	Feliciano Bengoa Antonio Luis	OH	0	0	0	0		
-	26	De La Cruz Martinez Michael Dario	MB	0	1	0	1		
Total Team					6	14	8	28	2.00

 Serve	Rk	No	Name	Pos.	Aces	Faults	Serve Hits	Total Attempts	Avg. by set
	1	21	Figueroa Torrens Janluar	MB	1	0	11	12	0.33
	-	1	Rivera George Lorenzo Antonio	OH	0	0	1	1	
	-	2	Lawrence Vidal Klistan	OH	0	2	7	9	
	-	4	Del Valle Dennis	L	0	0	0	0	
	-	10	Carrillo Rodriguez Sergio Andres	S	0	0	2	2	
	-	12	Rosado Pineda Ramon Andres	MB	0	1	2	3	
	-	13	Melendez Watts Axel Gabriel	OH	0	1	4	5	
	-	14	Estrada Fernandez Diego Jose	S	0	1	14	15	
	-	16	Ellis Carballo Jamal	OP	0	0	7	7	
-	19	Rosa Fuentes Gabriel Jose	OP	0	0	0	0		
-	22	Feliciano Bengoa Antonio Luis	OH	0	0	1	1		
-	26	De La Cruz Martinez Michael Dario	MB	0	0	6	6		
Total Team					1	5	55	61	0.33

Team	Total Team	19	18		37	

 Dig	Rk	No	Name	Pos.	Digs	Faults	Receptions	Total Attempts	Avg. by set
	1	4	Del Valle Dennis	L	10	2	5	17	3.33
	2	2	Lawrence Vidal Klistan	OH	6	4	4	14	2.00
	3	14	Estrada Fernandez Diego Jose	S	4	2	0	6	1.33
		26	De La Cruz Martinez Michael Dario	MB	4	0	0	4	1.33
	5	13	Melendez Watts Axel Gabriel	OH	3	2	0	5	1.00
	6	16	Ellis Carballo Jamal	OP	2	3	0	5	0.67
	7	10	Carrillo Rodriguez Sergio Andres	S	1	1	0	2	0.33
		21	Figueroa Torrens Janluar	MB	1	1	0	2	0.33
	-	1	Rivera George Lorenzo Antonio	OH	0	0	0	0	
-	12	Rosado Pineda Ramon Andres	MB	0	0	0	0		
-	19	Rosa Fuentes Gabriel Jose	OP	0	0	0	0		
-	22	Feliciano Bengoa Antonio Luis	OH	0	1	0	1		
Total Team					31	16	9	56	10.33

 Set	Rk	No	Name	Pos.	Running Sets	Faults	Still Sets	Total Attempts	Avg. by set
	1	14	Estrada Fernandez Diego Jose	S	18	0	45	63	6.00
	2	10	Carrillo Rodriguez Sergio Andres	S	4	0	12	16	1.33
	-	1	Rivera George Lorenzo Antonio	OH	0	0	0	0	
	-	2	Lawrence Vidal Klistan	OH	0	0	0	0	
	-	4	Del Valle Dennis	L	0	0	5	5	
	-	12	Rosado Pineda Ramon Andres	MB	0	0	0	0	
	-	13	Melendez Watts Axel Gabriel	OH	0	0	1	1	
	-	16	Ellis Carballo Jamal	OP	0	0	4	4	
	-	19	Rosa Fuentes Gabriel Jose	OP	0	0	0	0	
-	21	Figueroa Torrens Janluar	MB	0	0	2	2		
-	22	Feliciano Bengoa Antonio Luis	OH	0	0	0	0		
-	26	De La Cruz Martinez Michael Dario	MB	0	0	1	1		
Total Team					22	0	70	92	7.33

 Reception Limit: 20.00%	Rk	No	Name	Pos.	Excellents	Faults	Serve Receptions	Total Attempts	Eff. %
	1	4	Del Valle Dennis	L	13	1	8	22	54.55
	2	13	Melendez Watts Axel Gabriel	OH	8	1	4	13	53.85
	3	2	Lawrence Vidal Klistan	OH	6	1	7	14	35.71
	-	1	Rivera George Lorenzo Antonio	OH	1	0	4	5	
	-	10	Carrillo Rodriguez Sergio Andres	S	0	0	0	0	
	-	12	Rosado Pineda Ramon Andres	MB	0	0	0	0	
	-	14	Estrada Fernandez Diego Jose	S	0	0	1	1	
	-	16	Ellis Carballo Jamal	OP	0	0	0	0	
	-	19	Rosa Fuentes Gabriel Jose	OP	0	0	0	0	
-	21	Figueroa Torrens Janluar	MB	0	0	2	2		
-	22	Feliciano Bengoa Antonio Luis	OH	2	2	0	4		
-	26	De La Cruz Martinez Michael Dario	MB	0	0	1	1		
Total Team					30	5	27	62	40.32