



# Men's NORCECA Final Six 2024

**P-2** Match result  
Round Robin



**Match:** 12    **Date:** 23/08/2024    **Spectators:** 396  
**City:** Gatineau  
**Hall:** Centre Slush Puppie  
**Match duration:** **Start:** 19:20    **End:** 20:38    **Total:** 1:18

| Teams            | Sets     | 1    | 2    | 3    | 4 | 5 | Total |
|------------------|----------|------|------|------|---|---|-------|
| <b>CAN</b>       | <b>3</b> | 25   | 25   | 25   |   |   | 75    |
| <b>USA</b>       | <b>0</b> | 21   | 23   | 18   |   |   | 62    |
| <b>Duration:</b> |          | 0:24 | 0:24 | 0:24 |   |   | 1:12  |

**Referees:** 1st: Maricela Candelaria Delgado (PUR) 2nd: Yuri R. Ramirez Ortiz (DOM)

| CAN - Canada                    |               |      |         |    |    |   |   |               |   |   |   |   |    |  |    |
|---------------------------------|---------------|------|---------|----|----|---|---|---------------|---|---|---|---|----|--|----|
| No                              | Name          | Pos. | Line-up |    |    |   |   | Points by set |   |   |   |   | T. |  |    |
|                                 |               |      | 1       | 2  | 3  | 4 | 5 | 1             | 2 | 3 | 4 | 5 |    |  |    |
| 2                               | GREENIDGE (L) | L    |         |    |    |   |   |               |   |   |   |   |    |  |    |
| 9                               | Portelance    | S    | 26      | 73 | 45 |   |   |               |   |   |   |   |    |  | 1  |
| 15                              | Gratton       | OH   |         |    |    |   |   |               |   |   |   |   |    |  |    |
| 17                              | SOUTH         | MB   |         |    |    |   |   |               |   |   |   |   |    |  |    |
| 18                              | KUIKEN        | MB   |         |    |    |   |   |               |   |   |   |   |    |  |    |
| 22                              | Heslinga      | OH   | 5       | 6  | 5  |   |   |               |   | 3 | 5 | 5 |    |  | 13 |
| 26                              | Schoenherr    | MB   | 3       | 4  | 3  |   |   |               |   | 4 | 3 | 2 |    |  | 9  |
| 45                              | CHEREWATY     | MB   | 6       | 1  | 6  |   |   |               |   | 5 | 1 | 3 |    |  | 9  |
| 48                              | Greves        | S    | 1       | 2  | 1  |   |   |               |   | 1 | 1 |   |    |  | 2  |
| 66                              | Martens       | OH   | 48      | 48 | 48 |   |   |               |   |   |   |   |    |  |    |
| 73                              | Gingera       | OP   | 4       | 5  | 4  |   |   |               |   | 4 | 2 | 3 |    |  | 9  |
| 87                              | Hollands (C)  | OH   |         |    |    |   |   |               |   |   |   |   |    |  |    |
| 88                              | Picklyk (L)   | L    | L       | L  | L  |   |   |               |   |   |   |   |    |  |    |
| 96                              | Varga         | OH   | 2       | 3  | 2  |   |   |               |   | 1 | 5 | 4 |    |  | 10 |
| <b>Coach:</b> Glenn Arthur Hoag |               |      |         |    |    |   |   |               |   |   |   |   |    |  |    |
| <b>Assistant:</b> Preston David |               |      |         |    |    |   |   |               |   |   |   |   |    |  |    |

| USA - USA                        |                |      |         |    |    |   |   |               |   |   |   |   |    |  |   |    |
|----------------------------------|----------------|------|---------|----|----|---|---|---------------|---|---|---|---|----|--|---|----|
| No                               | Name           | Pos. | Line-up |    |    |   |   | Points by set |   |   |   |   | T. |  |   |    |
|                                  |                |      | 1       | 2  | 3  | 4 | 5 | 1             | 2 | 3 | 4 | 5 |    |  |   |    |
| 2                                | Robinson       | OH   | 3       | 4  | 4  |   |   |               |   | 4 | 8 | 3 |    |  |   | 15 |
| 5                                | Sloane         | OP   | 5       | 6  | 10 |   |   |               |   | 3 |   |   |    |  | 3 |    |
| 8                                | Flexen         | OH   | 6       | 1  |    |   |   |               |   | 5 |   |   |    |  | 5 |    |
| 10                               | Rama           | OP   |         | 5  | 6  |   |   |               |   |   | 1 |   |    |  | 1 |    |
| 11                               | Knight         | OH   | 12      | 20 |    |   |   |               |   |   |   |   |    |  |   |    |
| 12                               | Wong Diallo    | MB   | 4       | 5  | 5  |   |   |               |   | 1 | 5 |   |    |  | 6 |    |
| 13                               | Rottman        | OH   |         | 8  | 1  |   |   |               |   |   | 1 | 3 |    |  | 4 |    |
| 18                               | Dvorak         | S    | 20      | 12 |    |   |   |               |   |   |   |   |    |  |   |    |
| 20                               | Ezeonu         | MB   | 1       | 2  | 2  |   |   |               |   | 1 | 2 |   |    |  | 3 |    |
| 21                               | Briggs (C) (L) | L    | L       | L  | L  |   |   |               |   |   |   |   |    |  |   |    |
| 22                               | McIntosh (L)   | L    |         |    |    |   |   |               |   |   |   |   |    |  |   |    |
| 23                               | McRaven        | MB   |         |    |    |   |   |               |   |   |   |   |    |  |   |    |
| 28                               | Slight         | S    | 2       | 3  | 3  |   |   |               |   |   |   |   |    |  |   |    |
| 30                               | Braun          | MB   |         |    | 12 |   |   |               |   |   |   |   |    |  |   |    |
| <b>Coach:</b> Andy Read          |                |      |         |    |    |   |   |               |   |   |   |   |    |  |   |    |
| <b>Assistant:</b> McMillan Colin |                |      |         |    |    |   |   |               |   |   |   |   |    |  |   |    |

## TEAMS AND PLAYERS PERFORMANCES

| Won Points | Total Atts | No                | Name       |
|------------|------------|-------------------|------------|
| <b>37</b>  | <b>83</b>  | <b>Total Team</b> |            |
| 12         | 23         | 22                | Heslinga   |
| 7          | 14         | 73                | Gingera    |
| 6          | 11         | 26                | Schoenherr |
| <b>10</b>  | <b>24</b>  | <b>Total Team</b> |            |
| 3          | 6          | 45                | CHEREWATY  |
| 3          | 3          | 96                | Varga      |
| 2          | 3          | 73                | Gingera    |
| <b>6</b>   | <b>74</b>  | <b>Total Team</b> |            |
| 2          | 16         | 26                | Schoenherr |
| 1          | 4          | 9                 | Portelance |
| 1          | 6          | 45                | CHEREWATY  |
| <b>22</b>  |            | <b>Total Team</b> |            |
| <b>75</b>  | <b>181</b> | <b>Total Team</b> |            |
| 13         | 31         | 22                | Heslinga   |
| 10         | 43         | 96                | Varga      |
| 9          | 33         | 26                | Schoenherr |

| Scoring Skills      |
|---------------------|
| <b>Attack</b>       |
| <b>Block</b>        |
| <b>Serve</b>        |
| <b>Opp. error</b>   |
| <b>Total</b>        |
| <b>Best scorers</b> |

| Won Points | Total Atts | No                | Name        |
|------------|------------|-------------------|-------------|
| <b>33</b>  | <b>78</b>  | <b>Total Team</b> |             |
| 13         | 27         | 2                 | Robinson    |
| 5          | 10         | 12                | Wong Diallo |
| 4          | 9          | 8                 | Flexen      |
| <b>3</b>   | <b>20</b>  | <b>Total Team</b> |             |
| 1          | 4          | 2                 | Robinson    |
| 1          | 2          | 8                 | Flexen      |
| 1          | 6          | 12                | Wong Diallo |
| <b>1</b>   | <b>63</b>  | <b>Total Team</b> |             |
| 1          | 13         | 2                 | Robinson    |
| 0          | 6          | 5                 | Sloane      |
| 0          | 5          | 8                 | Flexen      |
| <b>25</b>  |            | <b>Total Team</b> |             |
| <b>62</b>  | <b>161</b> | <b>Total Team</b> |             |
| 15         | 44         | 2                 | Robinson    |
| 6          | 21         | 12                | Wong Diallo |
| 5          | 16         | 8                 | Flexen      |

■ Starting line-up with position    Atts = Attempts    (C) = Captain    MB = Middle blocker    S = Setter  
□ Substitute with shirt number    Opp. = Opponent    (L) / L = Libero    OP = Opposite    OH = Outside Hitter









# Men's NORCECA Final Six 2024


**P-3** Match players ranking





USA • USA

|               | Rk                | No                | Name              | Pos. | Attacks     | Faults | Shots      | Total Attempts | Succ. %     |
|---------------|-------------------|-------------------|-------------------|------|-------------|--------|------------|----------------|-------------|
| <b>Attack</b> | 1                 | 2                 | Robinson Cooper   | OH   | 13          | 9      | 5          | 27             | 48.15       |
|               | -                 | 5                 | Sloane Grant      | OP   | 3           | 4      | 3          | 10             |             |
|               | -                 | 8                 | Flexen Nolan      | OH   | 4           | 2      | 3          | 9              |             |
|               | -                 | 10                | Rama Zachary      | OP   | 1           | 4      | 4          | 9              |             |
|               | -                 | 11                | Knight Alexander  | OH   | 0           | 0      | 0          | 0              |             |
|               | -                 | 12                | Wong Diallo Micah | MB   | 5           | 1      | 4          | 10             |             |
|               | -                 | 13                | Rottman William   | OH   | 4           | 1      | 4          | 9              |             |
|               | -                 | 18                | Dvorak Bryce      | S    | 0           | 0      | 0          | 0              |             |
|               | -                 | 20                | Ezeonu Tobenna    | MB   | 3           | 0      | 1          | 4              |             |
|               | -                 | 21                | Briggs Mason      | L    | 0           | 0      | 0          | 0              |             |
|               | -                 | 22                | McIntosh Timothy  | L    | 0           | 0      | 0          | 0              |             |
|               | -                 | 23                | McRaven DiAeris   | MB   | 0           | 0      | 0          | 0              |             |
|               | -                 | 28                | Slight Nicholas   | S    | 0           | 0      | 0          | 0              |             |
|               | -                 | 30                | Braun Benjamin    | MB   | 0           | 0      | 0          | 0              |             |
|               | Limit: 15.00%     | <b>Total Team</b> |                   |      |             | 33     | 21         | 24             |             |
| <b>Block</b>  | Rk                | No                | Name              | Pos. | Kill Blocks | Faults | Rebounds   | Total Attempts | Avg. by set |
|               | 1                 | 2                 | Robinson Cooper   | OH   | 1           | 3      | 0          | 4              | 0.33        |
|               |                   | 8                 | Flexen Nolan      | OH   | 1           | 1      | 0          | 2              | 0.33        |
|               |                   | 12                | Wong Diallo Micah | MB   | 1           | 1      | 4          | 6              | 0.33        |
|               | -                 | 5                 | Sloane Grant      | OP   | 0           | 1      | 1          | 2              |             |
|               | -                 | 10                | Rama Zachary      | OP   | 0           | 0      | 0          | 0              |             |
|               | -                 | 11                | Knight Alexander  | OH   | 0           | 0      | 0          | 0              |             |
|               | -                 | 13                | Rottman William   | OH   | 0           | 0      | 0          | 0              |             |
|               | -                 | 18                | Dvorak Bryce      | S    | 0           | 0      | 0          | 0              |             |
|               | -                 | 20                | Ezeonu Tobenna    | MB   | 0           | 1      | 2          | 3              |             |
|               | -                 | 21                | Briggs Mason      | L    | 0           | 0      | 0          | 0              |             |
|               | -                 | 22                | McIntosh Timothy  | L    | 0           | 0      | 0          | 0              |             |
|               | -                 | 23                | McRaven DiAeris   | MB   | 0           | 0      | 0          | 0              |             |
|               | -                 | 28                | Slight Nicholas   | S    | 0           | 1      | 2          | 3              |             |
|               | -                 | 30                | Braun Benjamin    | MB   | 0           | 0      | 0          | 0              |             |
|               | <b>Total Team</b> |                   |                   |      | 3           | 8      | 9          | 20             | 1.00        |
| <b>Serve</b>  | Rk                | No                | Name              | Pos. | Aces        | Faults | Serve Hits | Total Attempts | Avg. by set |
|               | 1                 | 2                 | Robinson Cooper   | OH   | 1           | 5      | 7          | 13             | 0.33        |
|               | -                 | 5                 | Sloane Grant      | OP   | 0           | 1      | 5          | 6              |             |
|               | -                 | 8                 | Flexen Nolan      | OH   | 0           | 1      | 4          | 5              |             |
|               | -                 | 10                | Rama Zachary      | OP   | 0           | 1      | 4          | 5              |             |
|               | -                 | 11                | Knight Alexander  | OH   | 0           | 0      | 2          | 2              |             |
|               | -                 | 12                | Wong Diallo Micah | MB   | 0           | 2      | 3          | 5              |             |
|               | -                 | 13                | Rottman William   | OH   | 0           | 0      | 6          | 6              |             |
|               | -                 | 18                | Dvorak Bryce      | S    | 0           | 0      | 2          | 2              |             |
|               | -                 | 20                | Ezeonu Tobenna    | MB   | 0           | 0      | 6          | 6              |             |
|               | -                 | 21                | Briggs Mason      | L    | 0           | 0      | 0          | 0              |             |
|               | -                 | 22                | McIntosh Timothy  | L    | 0           | 0      | 0          | 0              |             |
|               | -                 | 23                | McRaven DiAeris   | MB   | 0           | 0      | 0          | 0              |             |
|               | -                 | 28                | Slight Nicholas   | S    | 0           | 1      | 11         | 12             |             |
|               | -                 | 30                | Braun Benjamin    | MB   | 0           | 0      | 1          | 1              |             |
|               | <b>Total Team</b> |                   |                   |      | 1           | 11     | 51         | 63             | 0.33        |
| <b>Team</b>   | Total Team        |                   |                   |      | 25          | 25     |            | 50             |             |



| <br><b>Dig</b> | Rk | No                | Name             | Pos. | Digs | Faults | Receptions | Total Attempts | Avg. by set |
|--|----|-------------------|------------------|------|------|--------|------------|----------------|-------------|
|  | 1  | 21                | Briggs Mason     | L    | 6    | 0      | 2          | 8              | 2.00        |
|  | 2  | 2                 | Robinson Cooper  | OH   | 4    | 1      | 0          | 5              | 1.33        |
|  |    | 13                | Rottman William  | OH   | 4    | 1      | 0          | 5              | 1.33        |
|  | 4  | 10                | Rama Zachary     | OP   | 2    | 0      | 1          | 3              | 0.67        |
|  |    | 20                | Ezeonu Tobenna   | MB   | 2    | 1      | 2          | 5              | 0.67        |
|  |    | 28                | Slight Nicholas  | S    | 2    | 1      | 1          | 4              | 0.67        |
|  | 7  | 8                 | Flexen Nolan     | OH   | 1    | 1      | 0          | 2              | 0.33        |
|  | -  | 5                 | Sloane Grant     | OP   | 0    | 0      | 1          | 1              |             |
|  | -  | 11                | Knight Alexander | OH   | 0    | 0      | 0          | 0              |             |
| -  | 12 | Wong Diallo Micah | MB               | 0    | 0    | 0      | 0          |                |             |
| -  | 18 | Dvorak Bryce      | S                | 0    | 0    | 0      | 0          |                |             |
| -  | 22 | McIntosh Timothy  | L                | 0    | 0    | 0      | 0          |                |             |
| -  | 23 | McRaven DiAeris   | MB               | 0    | 0    | 0      | 0          |                |             |
| -  | 30 | Braun Benjamin    | MB               | 0    | 0    | 1      | 1          |                |             |
| <b>Total Team</b>  |    |                   |                  |      | 21   | 5      | 8          | 34             | 7.00        |

| <br><b>Set</b> | Rk | No               | Name              | Pos. | Running Sets | Faults | Still Sets | Total Attempts | Avg. by set |
|--|----|------------------|-------------------|------|--------------|--------|------------|----------------|-------------|
|  | 1  | 28               | Slight Nicholas   | S    | 18           | 0      | 51         | 69             | 6.00        |
|  | -  | 2                | Robinson Cooper   | OH   | 0            | 0      | 1          | 1              |             |
|  | -  | 5                | Sloane Grant      | OP   | 0            | 0      | 2          | 2              |             |
|  | -  | 8                | Flexen Nolan      | OH   | 0            | 0      | 0          | 0              |             |
|  | -  | 10               | Rama Zachary      | OP   | 0            | 0      | 1          | 1              |             |
|  | -  | 11               | Knight Alexander  | OH   | 0            | 0      | 0          | 0              |             |
|  | -  | 12               | Wong Diallo Micah | MB   | 0            | 0      | 0          | 0              |             |
|  | -  | 13               | Rottman William   | OH   | 0            | 0      | 0          | 0              |             |
|  | -  | 18               | Dvorak Bryce      | S    | 0            | 0      | 0          | 0              |             |
| -  | 20 | Ezeonu Tobenna   | MB                | 0    | 0            | 0      | 0          |                |             |
| -  | 21 | Briggs Mason     | L                 | 0    | 0            | 6      | 6          |                |             |
| -  | 22 | McIntosh Timothy | L                 | 0    | 0            | 0      | 0          |                |             |
| -  | 23 | McRaven DiAeris  | MB                | 0    | 0            | 0      | 0          |                |             |
| -  | 30 | Braun Benjamin   | MB                | 0    | 0            | 0      | 0          |                |             |
| <b>Total Team</b>  |    |                  |                   |      | 18           | 0      | 61         | 79             | 6.00        |

| <br><b>Reception</b> | Rk | No               | Name              | Pos. | Excellents | Faults | Serve Receptions | Total Attempts | Eff. % |
|--|----|------------------|-------------------|------|------------|--------|------------------|----------------|--------|
|  | 1  | 2                | Robinson Cooper   | OH   | 18         | 5      | 8                | 31             | 41.94  |
|  | 2  | 21               | Briggs Mason      | L    | 5          | 0      | 9                | 14             | 35.71  |
|  | -  | 5                | Sloane Grant      | OP   | 0          | 0      | 0                | 0              |        |
|  | -  | 8                | Flexen Nolan      | OH   | 4          | 0      | 5                | 9              |        |
|  | -  | 10               | Rama Zachary      | OP   | 0          | 0      | 0                | 0              |        |
|  | -  | 11               | Knight Alexander  | OH   | 0          | 0      | 0                | 0              |        |
|  | -  | 12               | Wong Diallo Micah | MB   | 0          | 0      | 0                | 0              |        |
|  | -  | 13               | Rottman William   | OH   | 3          | 0      | 3                | 6              |        |
|  | -  | 18               | Dvorak Bryce      | S    | 0          | 0      | 0                | 0              |        |
| -  | 20 | Ezeonu Tobenna   | MB                | 0    | 0          | 0      | 0                |                |        |
| -  | 22 | McIntosh Timothy | L                 | 0    | 0          | 0      | 0                |                |        |
| -  | 23 | McRaven DiAeris  | MB                | 0    | 0          | 0      | 0                |                |        |
| -  | 28 | Slight Nicholas  | S                 | 0    | 0          | 0      | 0                |                |        |
| -  | 30 | Braun Benjamin   | MB                | 0    | 0          | 0      | 0                |                |        |
| <b>Total Team</b>  |    |                  |                   |      | 30         | 5      | 25               | 60             | 41.67  |

Limit: 20.00%